



# The future of super is already here

Beyond super: navigating the next phase  
of tax and wealth reforms

Masterclass 2026

The information in this presentation is based on Federal Budget 2026-27 measures announced on 12 May 2026 and the Federal Budget 2026-27 fact sheets issued. The announcements may be subject to change and final legislation enacted.



Outthinking today.

# Discover Generation Life

Generation Life is the market leader and innovator in tax-aware investing, intergenerational wealth transfer, succession planning, and retirement income solutions.

As a wholly owned subsidiary of Generation Development Group, we are proud to be part of the Group that includes Lonsec Research and Ratings, and Evidentia Group.



**>\$5.3b**  
in FUM<sup>1</sup>



**#1 provider of  
investment bond**  
60% market share of annual  
investment bond inflows<sup>2</sup>

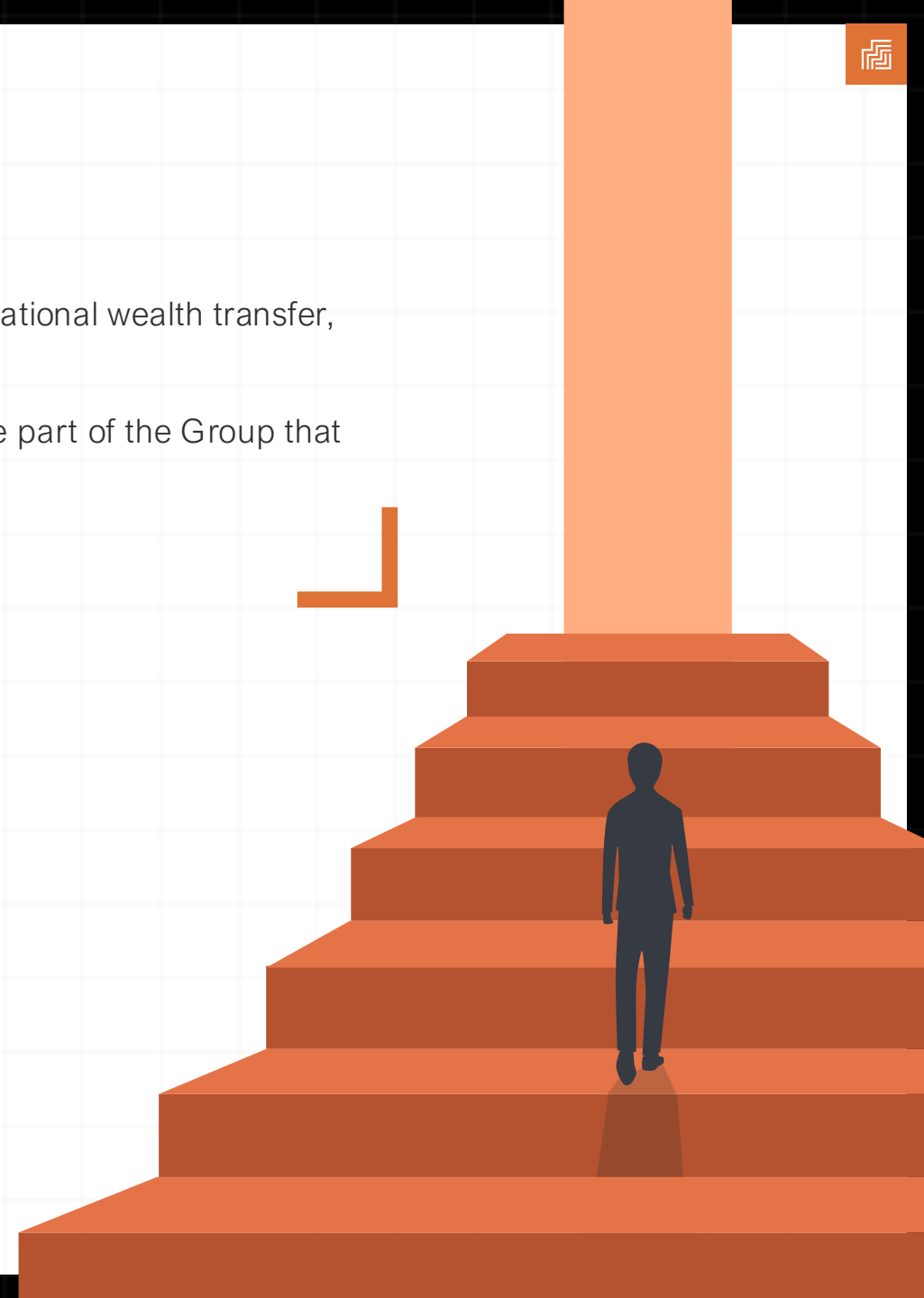


**Innovating  
retirement landscape**  
with estate planning and  
lifetime income solutions



**Trusted and  
APRA regulated**  
Parent company  
ASX 200 listed<sup>3</sup>

1. As at 31 March 2026
2. Plan for Life, Investment Bonds Market Report for period ended 31 December 2025.
3. ASX 200 inclusion on the 24<sup>th</sup> of April 2025.



# Today's session...

---

01

## Post Federal Budget update

Division 296, CGT changes, trust taxation and what's coming next

02

## What does this mean for your clients?

Planning frameworks, investment behaviour and how to have the conversation

03

## Case studies


Family trust dilemma, gearing solutions and Division 296 estate planning



Felipe Araujo  
Chief Executive Officer  
Generation Life



Dr Sam Wylie  
Principal Fellow, Melbourne Business School  
Director, Windlestone Education



# Investment bonds

Built to provide certainty in an uncertain world

Forward Thinking - At Generation Life, we don't just respond to change. **We anticipate it.**



Predictable tax rules



Tax-effective and tax-paid structure




Estate planning flexibility



Wide range of investment choice across all major asset classes



Access to internal gearing and direct property strategies





# 9 key features of investment bonds

## Life Insurance and Tax Act

1.

Maximum tax rate of 30%  
Tax Optimised generally ranges between 10% - 15%<sup>1</sup>

2.

No distributions and access to funds at anytime

3.

Tax paid - no personal tax after no 10 year reset  
- tax advantages within 10 years

4.

125% advantage

5.

Portability and tax-free transfers

6.

No personal capital gains tax on investment switching

7.

No tax file number required

8.

Creditor protection<sup>2</sup>

9.

Can be appropriately structured as a non-estate asset

1. Indicative effective average tax rates representing the estimated average annual tax as a percentage of earnings for each 12-month period over a future period of 15 years. Actual tax amounts payable are not guaranteed and may vary from year to year based on, amongst other things, the earnings of an investment option.  
2. Creditor protection applies where the investment bond is appropriately structured and the client's intention is not to defeat creditors.

Our track record on delivering **tax alpha**...



## Performance comparison of Generation Life Tax Effective Australian Share Fund

As at 30 June 2026

	Headline investment return	Tax Optimised gross after-tax return	47% individual MTR after-tax return	39% individual MTR after-tax return	Company investor after-tax return	Tax Optimised after-tax return (after fees)
1 Year	6.07%	4.18%	2.99%	3.41%	3.89%	3.68%
2 Year p.a.	9.87%	9.40%	6.67%	7.22%	7.00%	8.90%
3 Year p.a.	10.58%	10.07%	7.51%	8.13%	7.92%	9.57%
4 Year p.a.	11.57%	10.45%	8.78%	9.51%	9.31%	9.95%
5 Year p.a.	7.70%	7.18%	4.77%	5.28%	5.54%	6.68%

\*Headline and individual after-tax returns for the comparative fund are based on the performance of an equivalent S&P/ASX 200 Index ETF. Past performance is no indicator of future performance.

For assumptions, please refer to the Tax Optimised brochure: <https://genlife.com.au/tax-optimised-brochure>

Our track record on delivering **tax alpha**...



## Performance comparison of Generation Life Tax Effective Global Share Fund

As at 30 June 2026

	Headline investment return	Tax Optimised gross after-tax return	47% individual MTR after-tax return	39% individual MTR after-tax return	Company investor after-tax return	Tax Optimised after-tax return (after fees)
1 Year	14.96%	18.56%	7.66%	8.81%	9.99%	18.06%

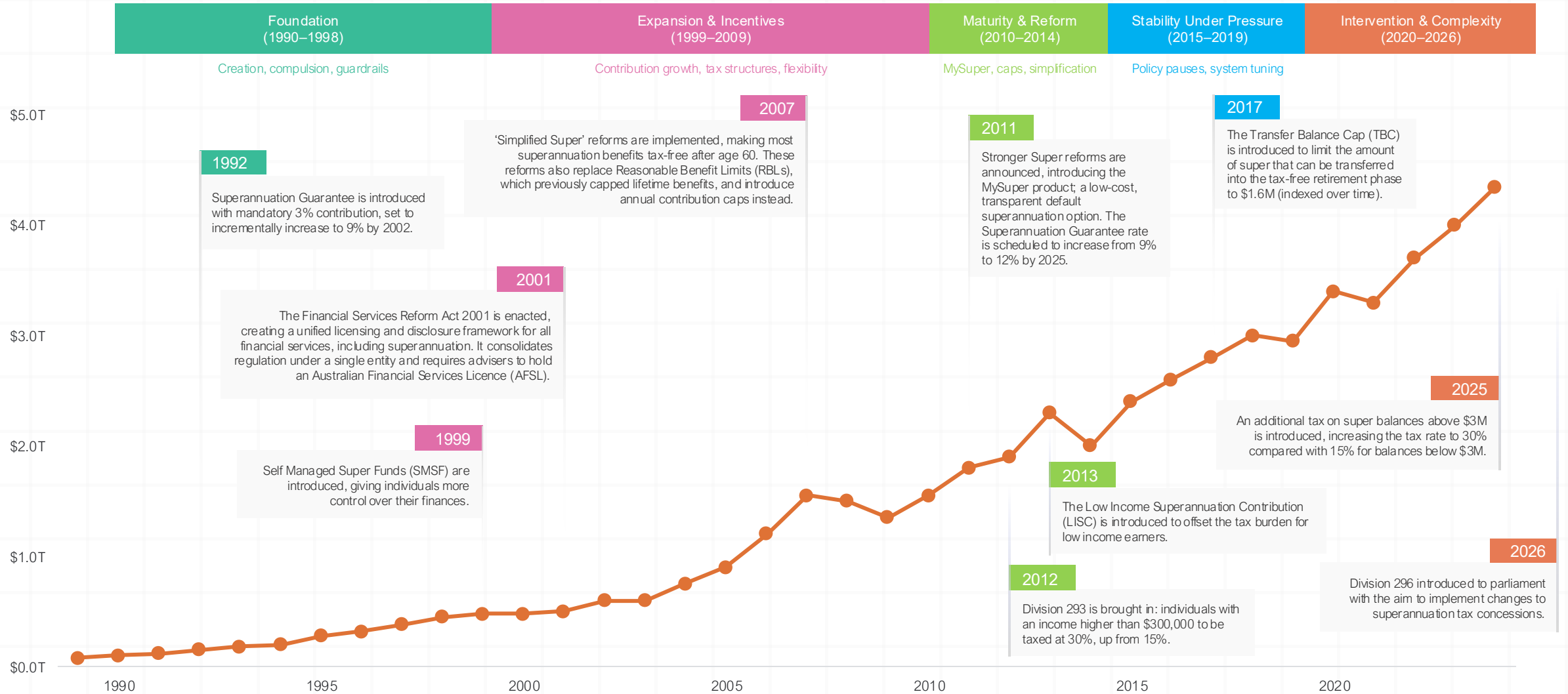
\*Headline and individual after-tax returns for the comparative fund are based on the performance of an equivalent S&P/ASX 200 Index ETF. Past performance is no indicator of future performance.

For assumptions, please refer to the Tax Optimised brochure: <https://genlife.com.au/tax-optimised-brochure>



# Superannuation in Australia: A timeline

Australians have seen 85+ policy changes to superannuation since inception



Source: CoreData, November 2025



Your role as financial advisers today...

# “Chief Interpretation Officers”

---

1.

Simplifying complex decisions

---

2.

Providing reassurance under changing rules

---

3.

Sustaining confidence in long-term planning

# Confidence is the new currency of advice



## Confidence

Is now the No.1 value HNW Australians seek from financial advice



69%

Feel less confident about retiring comfortably than they did in 2022




71%

Say they were more confident about their long-term financial security three years ago



61%

Are not confident the system will build and protect long-term savings

A 3D illustration of an open doorway. The doorway is a dark grey color, and the light from the other side is a bright, solid orange. The light creates a strong perspective, with the orange light filling the doorway and extending outwards as a wide, bright orange path on the floor. The background is a dark grey grid pattern.

# The next chapter...



30%

Tax at 30¢ in the dollar is the new normal

**The new tax reality**

# Current **uncertainty**...

Tax-efficient investment opportunities are narrowing.

## Already legislated...

### Capital gains tax

- **Cost base indexation** – inflation adjusted – including pre-1985 assets
- **30% minimum tax** on taxable capital gains
- **All assets – not just property**
- **Commencing 1 July 2027** – grandfathering available
- **Superannuation/SMSFs** - not impacted

### Superannuation

- **Division 296 tax a reality**
- **30% tax** on earnings for balances above \$3m
- **Further 10% tax** on earnings for balances above \$10m
- **Commencing 1 July 2026**
- **Death benefit tax and estate planning limitations** should be considered

### Discretionary Trusts

- **30% minimum tax** on taxable earnings
- This **limits the benefit of income streaming**
- **Impacts all trust beneficiaries**
- **30% non-refundable tax credit** available (except for corporate beneficiaries)
- **Potential double taxation** for corporate beneficiaries
- **Commencing 1 July 2028**



# Taxation of trusts



## What or who will be impacted

- Individual beneficiaries of discretionary (family) trusts
- Discretionary testamentary trusts established after 7.30pm on 12 May 2026
- Closely held trusts (possibly)
- High income producing trusts
- High-income professional households
- Beneficiaries relying on income streaming to fund cashflows
- Low MTR (<30%) beneficiaries
- Corporate beneficiaries – double taxation



## What will be the impact

- Tax on trust's taxable amounts
- Minimum 30% tax payable by trust
- Non-refundable tax credit for individual beneficiaries
- No tax credit for corporate beneficiaries – potential double tax event
- Income streaming to lower MTR beneficiaries less attractive



## Things to consider

- Review of trust arrangements
- Corporate beneficiary structures
- Business arrangements involving trust structures
- Ability to fully utilise tax offset for low MTR beneficiaries
- 3-year tax rollover relief to restructure arrangements with possible tax relief
- Alternative tax effective solutions for wealth transfers

# Comparing current position and proposed changes



## Individual beneficiaries

	Current rules			New proposed changes			
	Beneficiary 1	Beneficiary 2	Total	Beneficiary 1	Beneficiary 2	Total	
Other taxable income	Nil	\$190,000		Nil	\$190,000		
Distribution received (net of tax)	\$50,000	\$50,000	\$100,000	\$35,000	\$35,000	\$70,000	
Share of trust taxable income	\$50,000	\$50,000	\$100,000	\$50,000	\$50,000	\$100,000	
Personal tax on trust taxable income	\$5,520	\$22,500	\$28,020	\$5,520	\$22,500	\$28,020	
Tax credit used	-	-	-	\$5,520	\$15,000	\$30,000	
Tax payable on trust income	\$5,520	\$22,500	\$28,020	\$0	\$7,500	\$7,500	
<b>Net of tax distribution received</b>	<b>\$44,480</b>	<b>\$27,500</b>	<b>\$72,248</b>	<b>\$35,000</b>	<b>\$27,500</b>	<b>\$62,500</b>	
<b>Effective tax paid</b>	<b>11.0%</b>	<b>45.0%</b>	<b>28.0%</b>	<b>30.0%</b>	<b>45.0%</b>	<b>37.50%</b>	

### Proposed changes assumptions

- Trust earns \$100,000
- Income only with no CGT
- No franking credits
- Trust pays tax at 30%
- Distributes income after tax of \$70,000
- Reports \$30,000 tax paid/tax credit to beneficiaries
- 50% income streamed to each beneficiary
- MTR rates excluding Medicare Levy for FY 27-28

# Comparing current position and proposed changes



## Corporate beneficiary

	Current rules	New proposed changes
Distribution received	\$100,000	\$70,000
Tax on trust taxable income	\$30,000	\$30,000
Tax credit	-	-
Tax payable on distribution	\$30,000	\$30,000
<b>Net of tax distribution received</b>	<b>\$70,000</b>	<b>\$40,000</b>
<b>Effective tax paid</b>	<b>30.0%</b>	<b>60.0%</b>

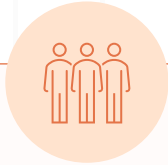
### Proposed changes assumptions

- Trust earns \$100,000
- \$70,000 income distributed to corporate beneficiary
- \$30,000 tax credit not available to corporate beneficiary
- Corporate beneficiary taxable income of \$100,000, 30% tax rate and no tax offset



# Capital gains tax indexation of cost base

Now law — passed Parliament and received Royal Assent on 26 June 2026



## Who is impacted

- All non-super investors disposing assets after 1 July 2027
- Investors with pre-1985 assets
- Investors looking to crystallise gains in retirement or defer to periods where MTR is low (excludes recipients of mean-tested income support payment e.g. Age Pension)
- Higher-rate taxpayers with large unrealised gains and long investment horizons
- Investors who've built portfolios around realising discounted capital gains, rather than fully taxed income
- Exceptions: super funds, income-support recipients, small business, start-ups and affordable-housing investors retain concessions



## What is the impact

- All assets – not just residential property
- Removal of 50% discount from 1 July 2027
- Indexation of cost base linked to CPI from 1 July 2027
- Taxed at the greater of 30% or investor marginal tax rate
- New builds – option of 50% discount or indexation method



## Things to consider

- Transition – value as at 1 July 2027 or apportionment formula
- Uncertain what future tax liability will be – linked to difference between CPI and growth – not a constant 50%.
- The greater the spread between CPI and growth, the greater the tax assessable.
- Will be difficult to predict what the final tax outcome will be
- Strategy to defer capital gains to post retirement may not be as effective
- Additional costs in managing and monitoring cost bases and valuations (unlisted assets)

# Other tax considerations



## Negative gearing


### Who is impacted

Investors negatively gearing established residential property purchased/contracted after 12 May 2026.

Individuals, partnerships, companies and most trusts – widely held trusts and super funds excluded.

### Considerations

Property adding to housing stock exempted  
 Rental income losses quarantined and can only be offset in future against other residential income and capital gains  
 Other investment solutions or asset classes as alternatives to leverage and accumulate wealth



## Super death tax and Division 296 tax

### Who is impacted

Super death benefits paid to non-dependants attract a 15% tax on the taxable component

Division 296 tax of up to 25% on earnings impacts large super balances above \$3m and \$10m thresholds

### Considerations

Recontribution strategies may be limited depending on client position.  
 May also impact those currently under the thresholds with future contributions and growth in value outstripping indexing



## Income tax cuts

### Who is impacted

The reduction in the second marginal tax rate tier from 16% to 15% from 1 July 2026, and to 14% from 1 July 2027

Complemented with proposed \$250 Working Australian Tax Offset and a \$1,000 instant tax deduction

### Considerations

No plan by government to index marginal tax rates – budget constraints will determine affordability

# Today's session...

---

01

## Post Federal Budget update

Division 296, CGT changes, trust taxation and what's coming next

02

## What does this mean for your clients?

Planning frameworks, investment behaviour and how to have the conversation

03

## Case studies


Family trust dilemma, gearing solutions and Division 296 estate planning



Felipe Araujo  
Chief Executive Officer  
Generation Life



Dr Sam Wylie  
Principal Fellow, Melbourne Business School  
Director, Windlestone Education





# Key Concepts

- The tax changes are very large, but change is normal, and well-advised investors adapt
- Need a single framework to understand all the changes, and to bring conversations back to
- Treasurer has targeted every mainstream strategy for reducing high personal taxes
- Target is minimum tax payments of 30%
- Capital gains still have major advantages over income
  - Delaying realization of capital gains is now even more important
  - Leveraging investment in shares becomes more important
- Advisors need to remake client's whole strategy
  - Types of assets, with more growth assets
  - Which assets are held in which structures
  - Amount and type of borrowing to invest



# Planning for Australia's high personal taxes

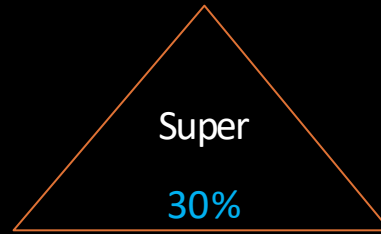
*1* Low-tax structures

*2* CGT advantages

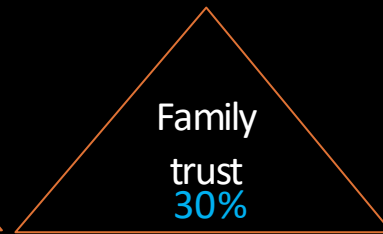
*3* Income splitting & smoothing

# Planning for Australia's high personal taxes

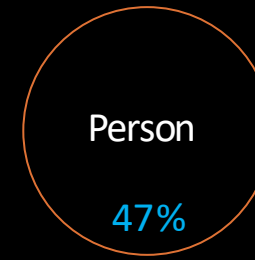
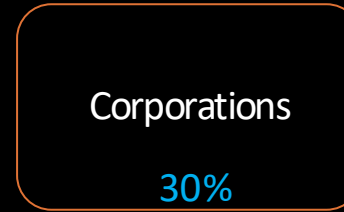
## 1 Low-tax structures



Div 296



Minimum distribution tax



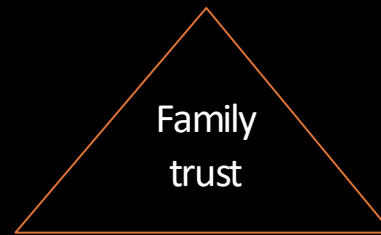
## 2 CGT advantages

CGT discount  
No discount  
Inflation indexation

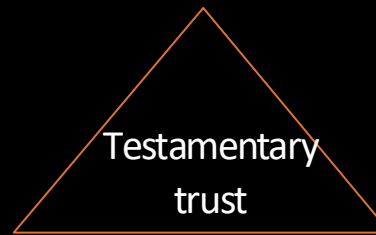
Delaying  
realization  
Tried to kill

Turning income into  
delayed cap gains  
No negative gearing  
of residential

## 3 Income splitting & smoothing



Minimum distribution tax



Tried to tax

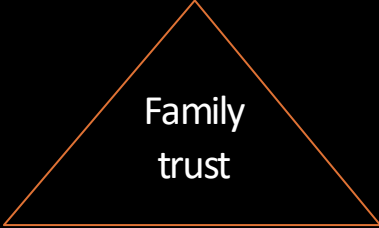



No offset for  
corporate beneficiary



Minimum tax of 30%  
on *real* capital gains

# Low-tax structures



Accumulation		
	Income	Cap Gains
< \$3M	15%	10%
\$3M – \$10M	30%	20%
> \$10M	40%	26.7%
Pension		
	Income	Cap Gains
< \$3M	0%	0%
\$3M – \$10M	15%	10%
> \$10M	25%	16.7%
<b>Contribution limits</b>		
<b>Preservation age</b>		
<b>Final Tax</b>		

Income	Cap Gains
30%	30%
Withholding tax, with offset, on income & capital gains	
<b>No limit</b>	
<b>No constraint</b>	
<b>+ Top-up tax</b>	
<b>Discretionary</b>	

Income	Cap Gains
30%	30%
No offset of minimum trust distributions tax	
Effectively ends the use of corporate beneficiaries	
<b>No limit</b>	
<b>No constraint</b>	
<b>+ Top-up tax</b>	

Income	Cap Gains
47%	47%
Inflation indexed	
Minimum 30% tax on <i>real</i> capital gains	
<b>No limit</b>	
<b>No constraint</b>	
<b>Final Tax</b>	
<b>Discretionary</b>	

Income	Cap Gains
30%	30%
<b>No limit</b>	
<b>Tax-paid after 10 years</b>	
<b>Final Tax</b>	



# Planning for Australia's high personal taxes

1 Low-tax structures

2 CGT advantages

CGT discount

Delaying realization

Turning income into delayed cap gains

3 Income splitting & smoothing



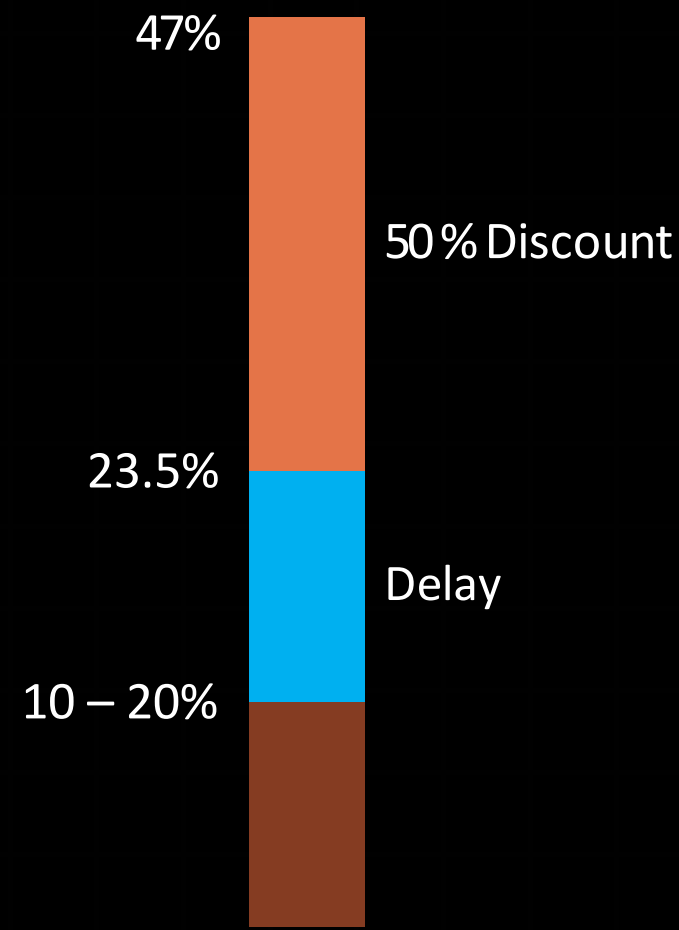
# Delaying realization

1 Low-tax structures

2 CGT advantages

3 Income splitting & smoothing

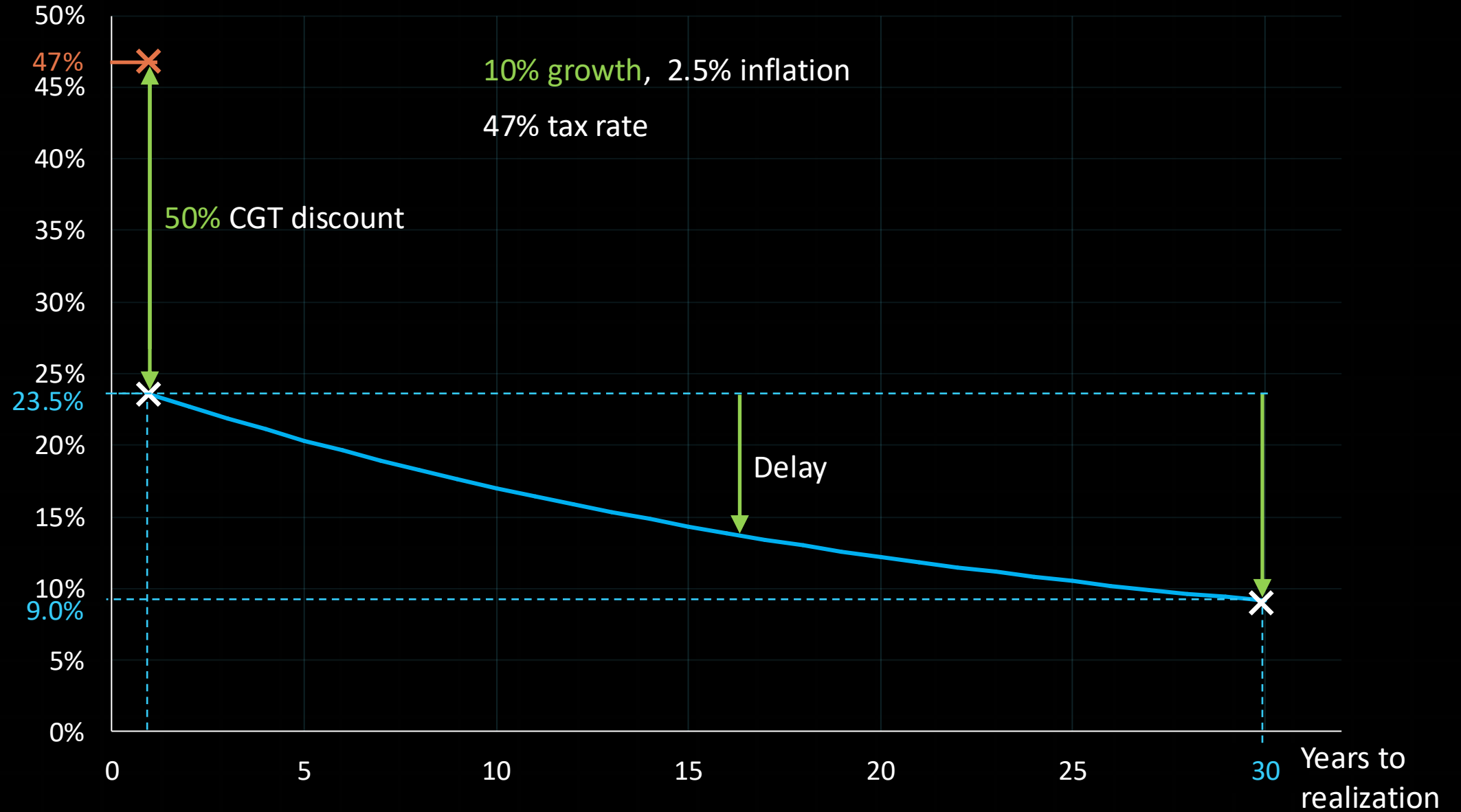
Effective CGT



The *effective* CGT rate is the percentage of an investor's return that is taken as tax

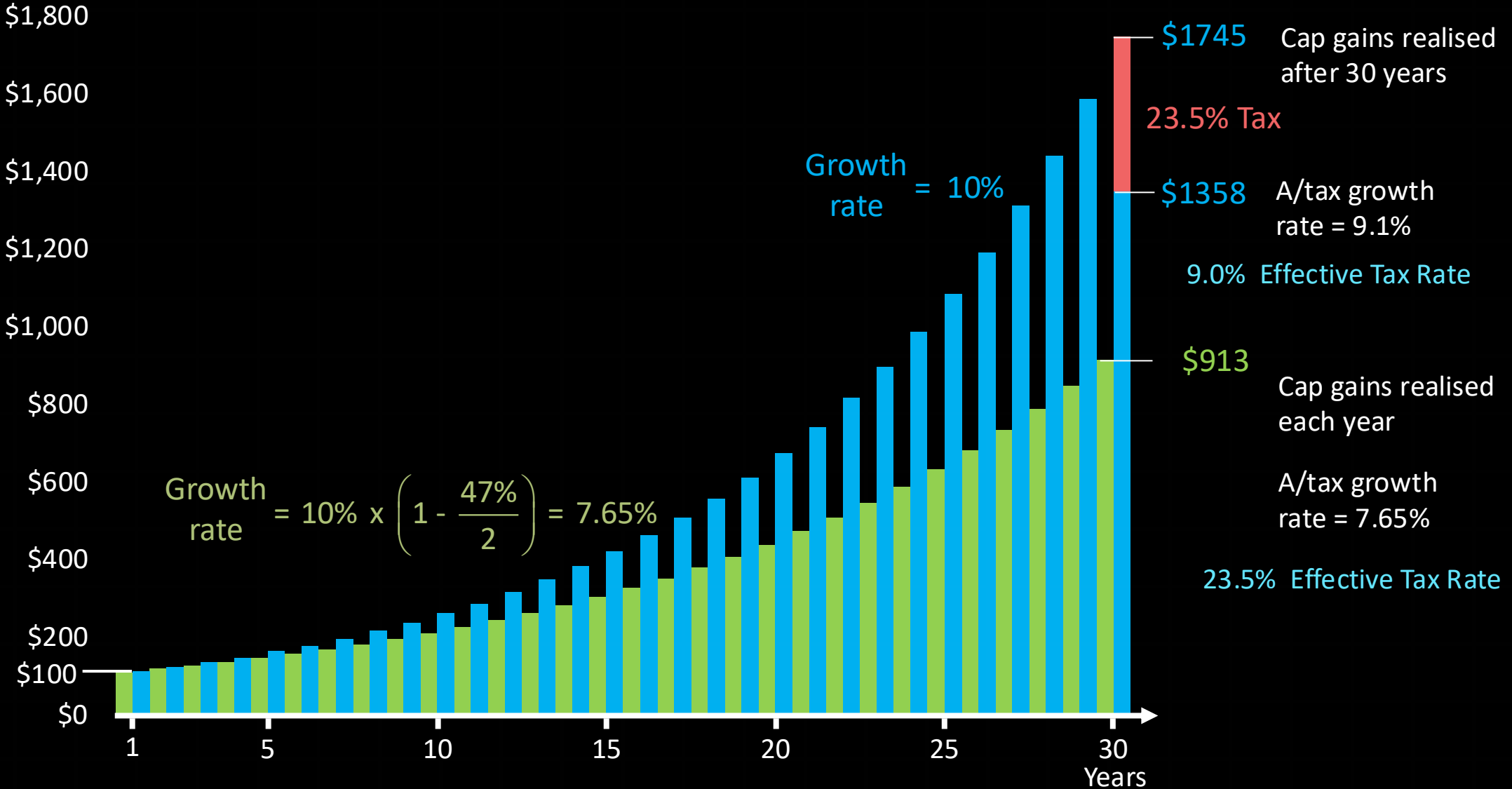


# Effective Capital Gains Tax Rate



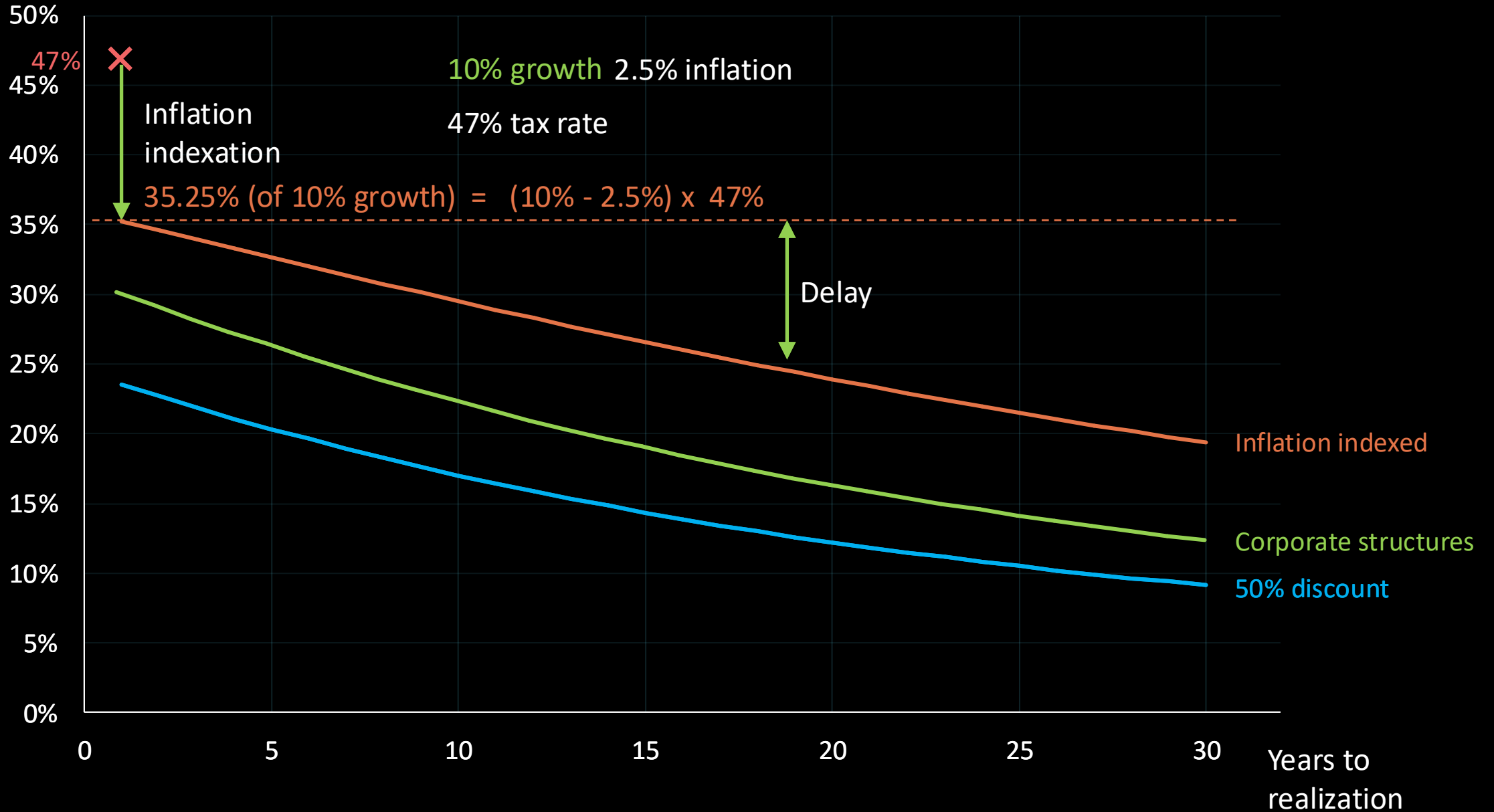


# Delaying Realization of Capital Gains



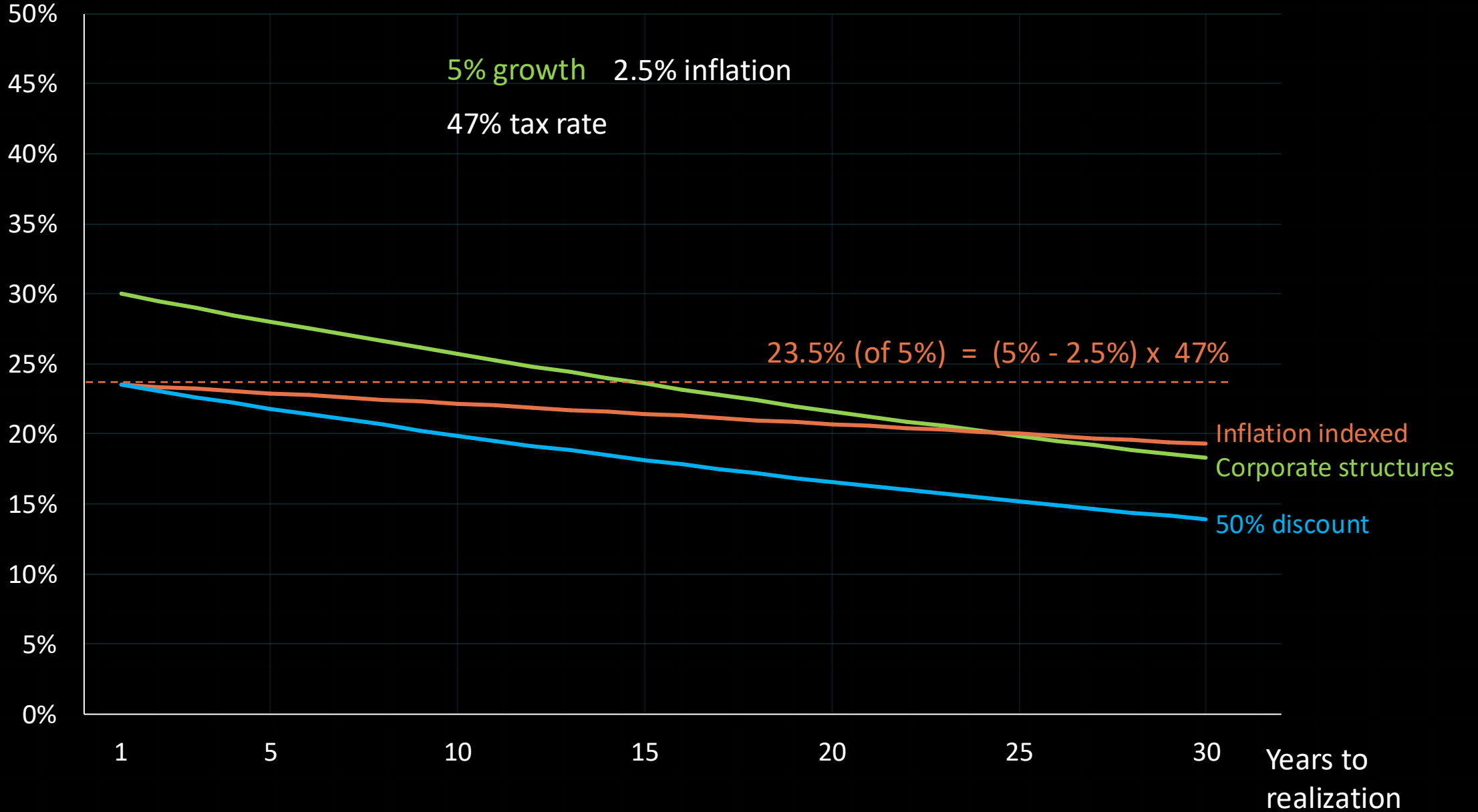


# Effective Capital Gains Tax Rate





# Effective Capital Gains Tax Rate





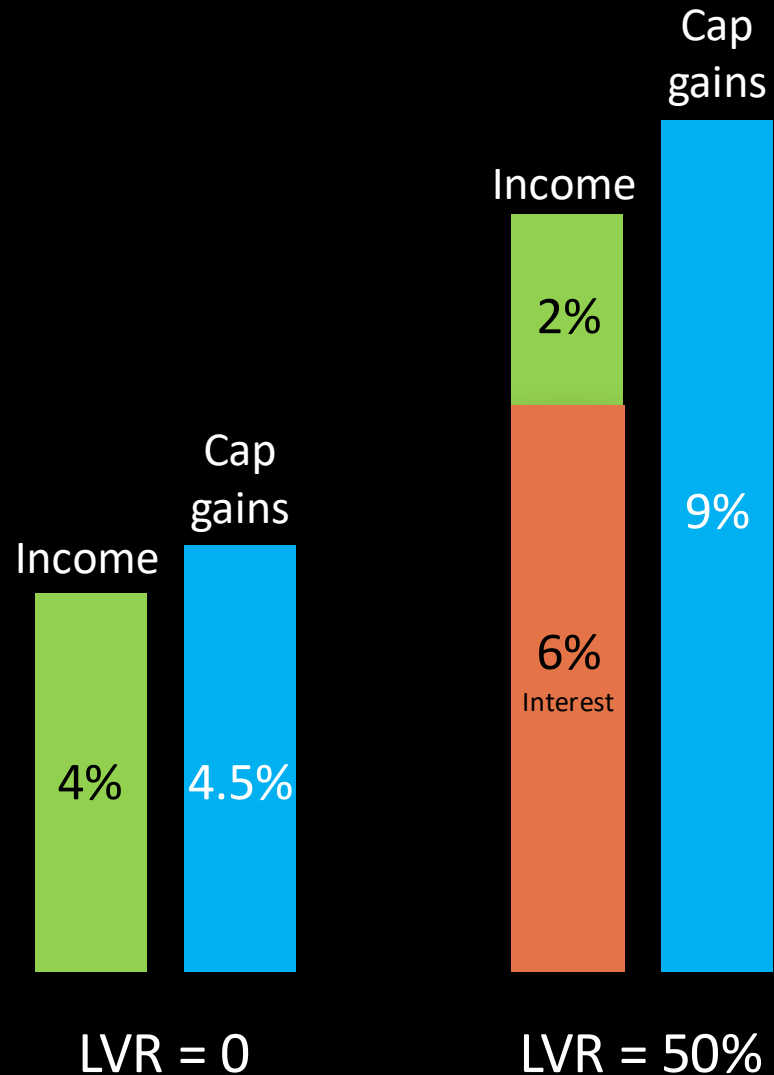
# Turning income into capital gains

## Debt

- Increases exposure
- Turns income into capital gains

## Investment bonds

- Capital losses reduce taxable income in investment bonds
- Has the effect of turning income into delayed capital gains, from a tax perspective





# Planning for Australia's high personal taxes

1 Low-tax structures

2 CGT advantages

3 Income splitting & smoothing

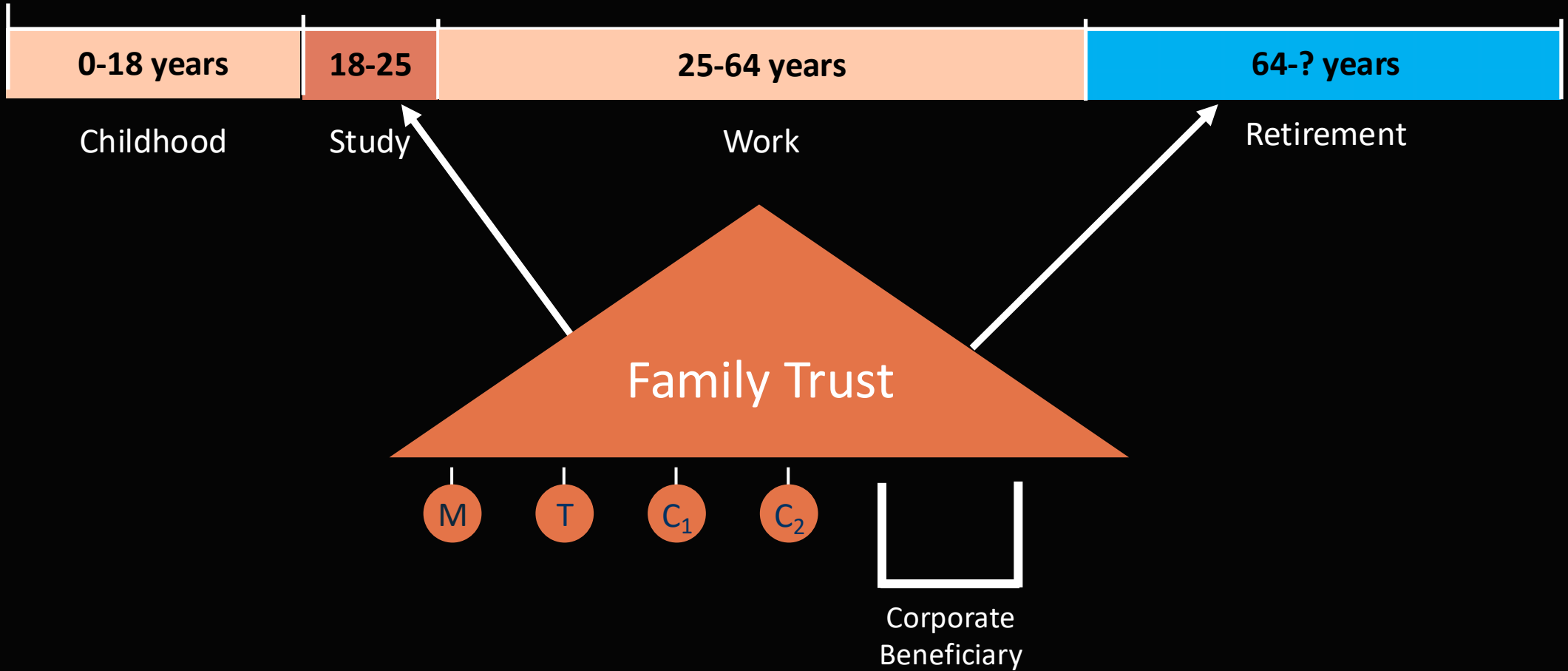
Family trust

Testamentary trust

Corporation






# Smoothing lifetime income

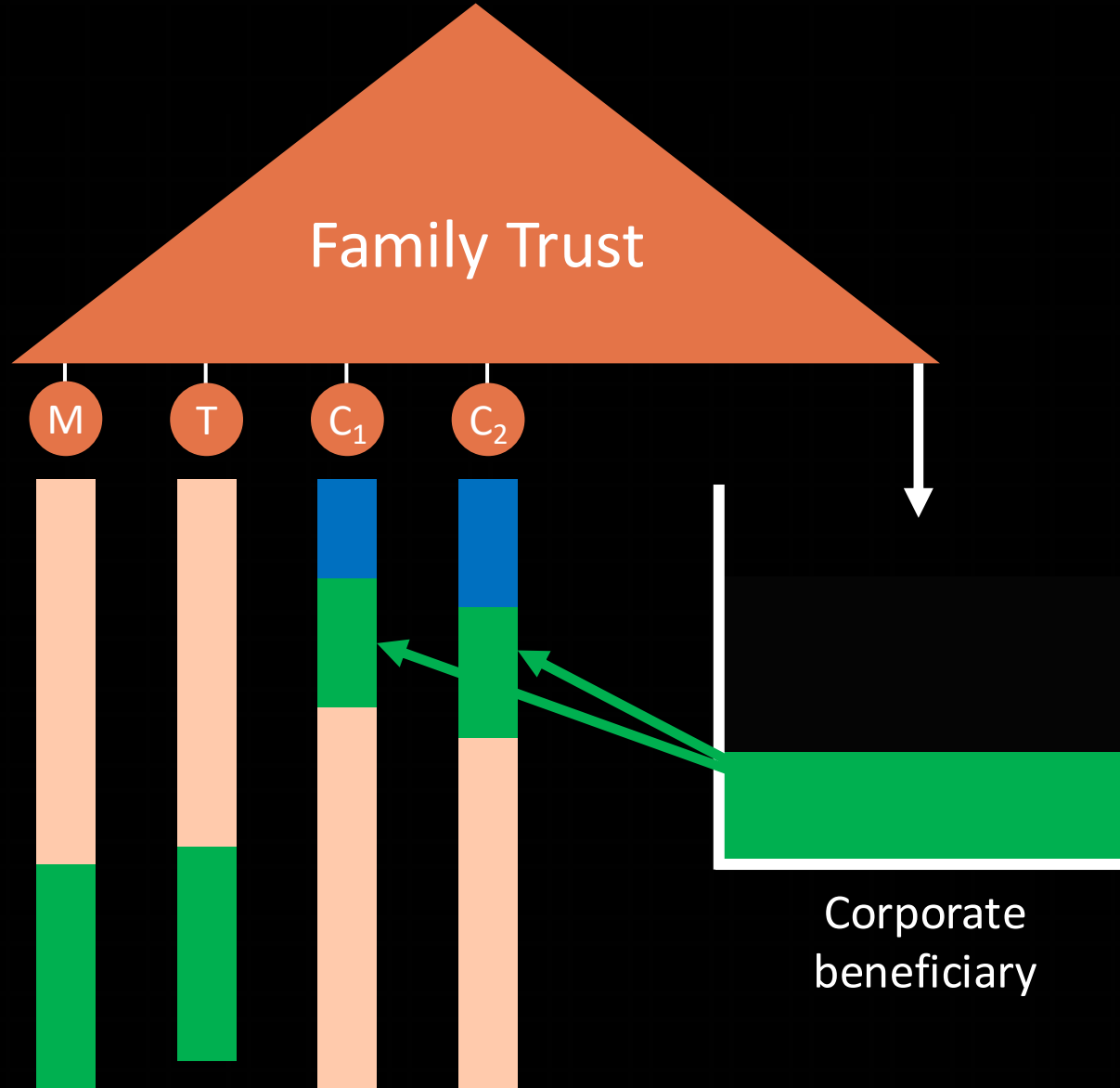




# Income splitting

Family Trust

- Children < 18 years 
- On High Income 
- On Low Income 






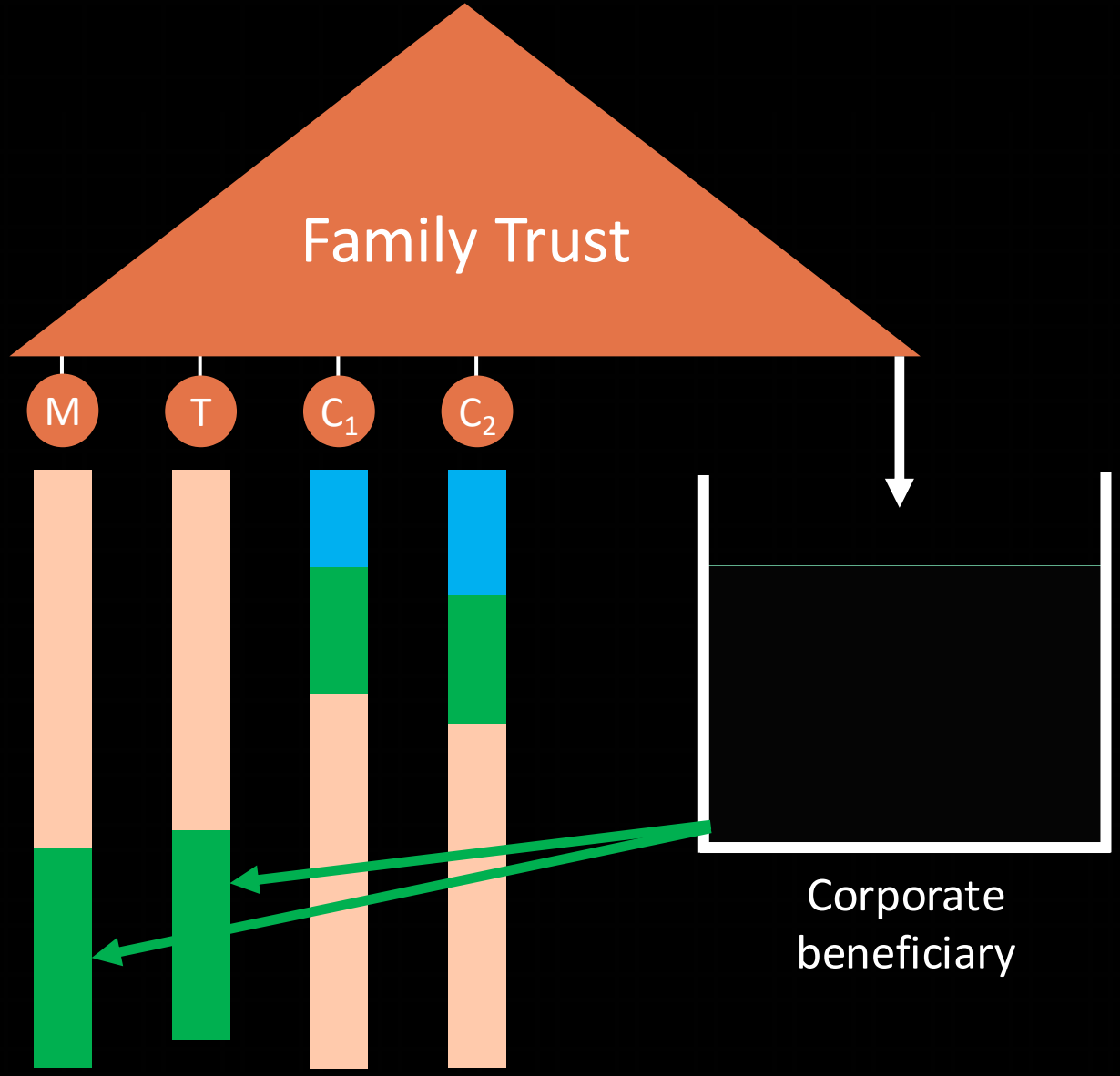
Corporate beneficiary



# Income splitting

Family Trust

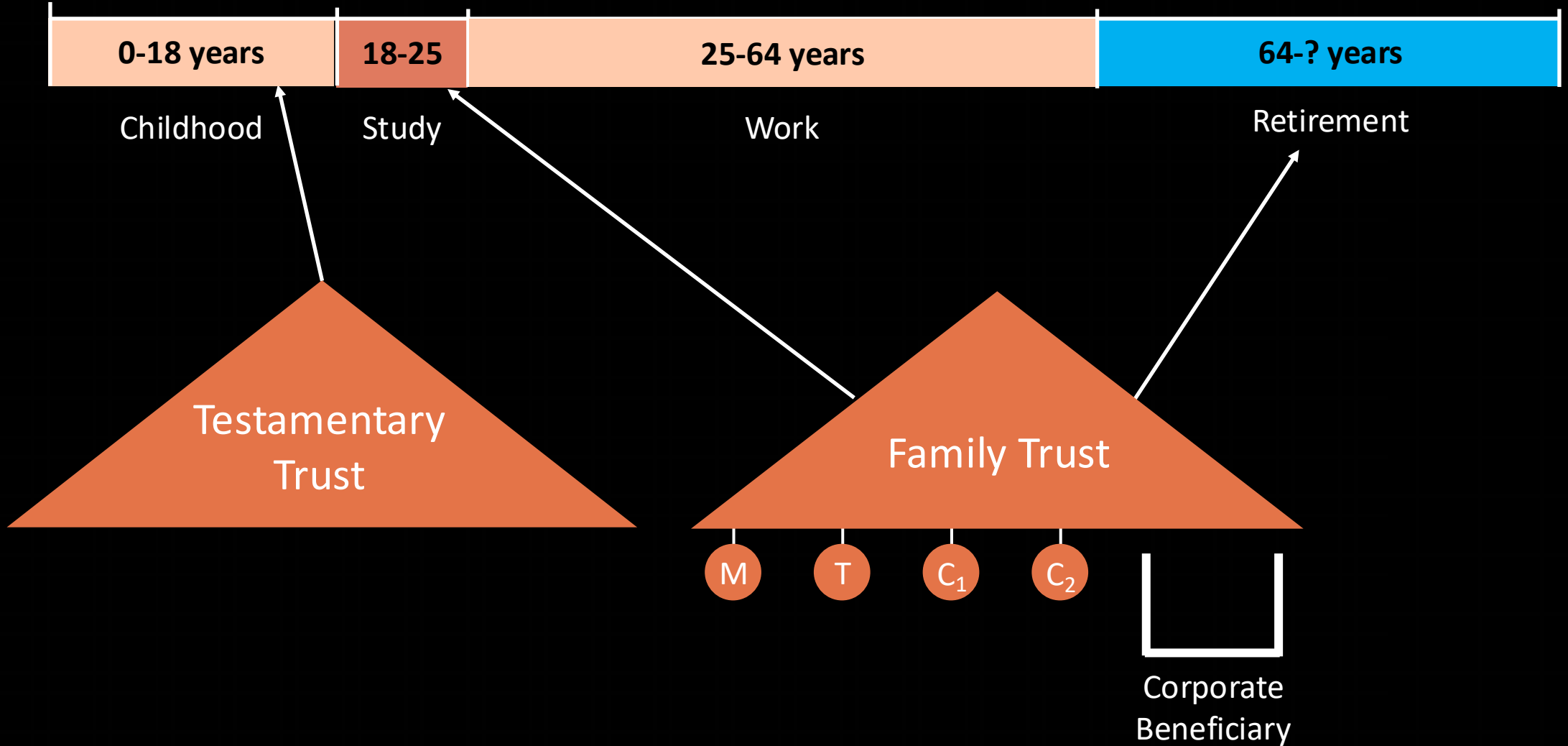
- Children < 18 years 
- On High Income 
- On Low Income 



Corporate beneficiary



# Smoothing lifetime income






# Investment Strategy

What to invest in?

Strategic asset allocation

How much extra risk?

How much extra risk and return



Where to hold investments?

Structuring and tax

How to Implement?

Bringing strategy into existence

# Today's session...

---

01

## Post Federal Budget update

Division 296, CGT changes, trust taxation and what's coming next

02

## What does this mean for your clients?

Planning frameworks, investment behaviour and how to have the conversation

03

## Case studies


Family trust dilemma, gearing solutions and Division 296 estate planning



Felipe Araujo  
Chief Executive Officer  
Generation Life



Dr Sam Wylie  
Principal Fellow, Melbourne Business School  
Director, Windlestone Education





# The future of wealth planning

Going **beyond your typical structures**

---

**01.**

Need for structural  
diversification

---

**02.**

Multiple tax environments

---

**03.**

Greater flexibility

## Why this matters now?

# Change isn't slowing down

Client portfolio structuring needs to be designed for change – not dependant on it

## 5 key uses of investment bonds

Investment bonds are designed to provide **tax-effective investment solutions** to help secure a financial future across all generations.



1.



### Alternative to super

Tax-effective investing with estate planning certainty

2.



### Estate planning

Be in control of transferring wealth

3.



### Trusts

Reducing distributable income within trusts as accumulation vehicle

4.



### Complementing super

Tax-effective structure to accumulate wealth alongside super

5.



### Saving for a child

Meeting the rising costs of future generations

Case study

# The family trust dilemma



## Meet Travis and Lisa

<b>Age</b>	Travis (53) and Lisa (52)
<b>Situation</b>	Travis is a business owner Lisa is full time mother
<b>Investments</b>	\$5.6m in a discretionary (family) trust \$4.2m in superannuation
<b>Family</b>	Two adult children
<b>Situation</b>	Using a family trust to hold multiple assets and distribute income





## Travis and Lisa's concerns

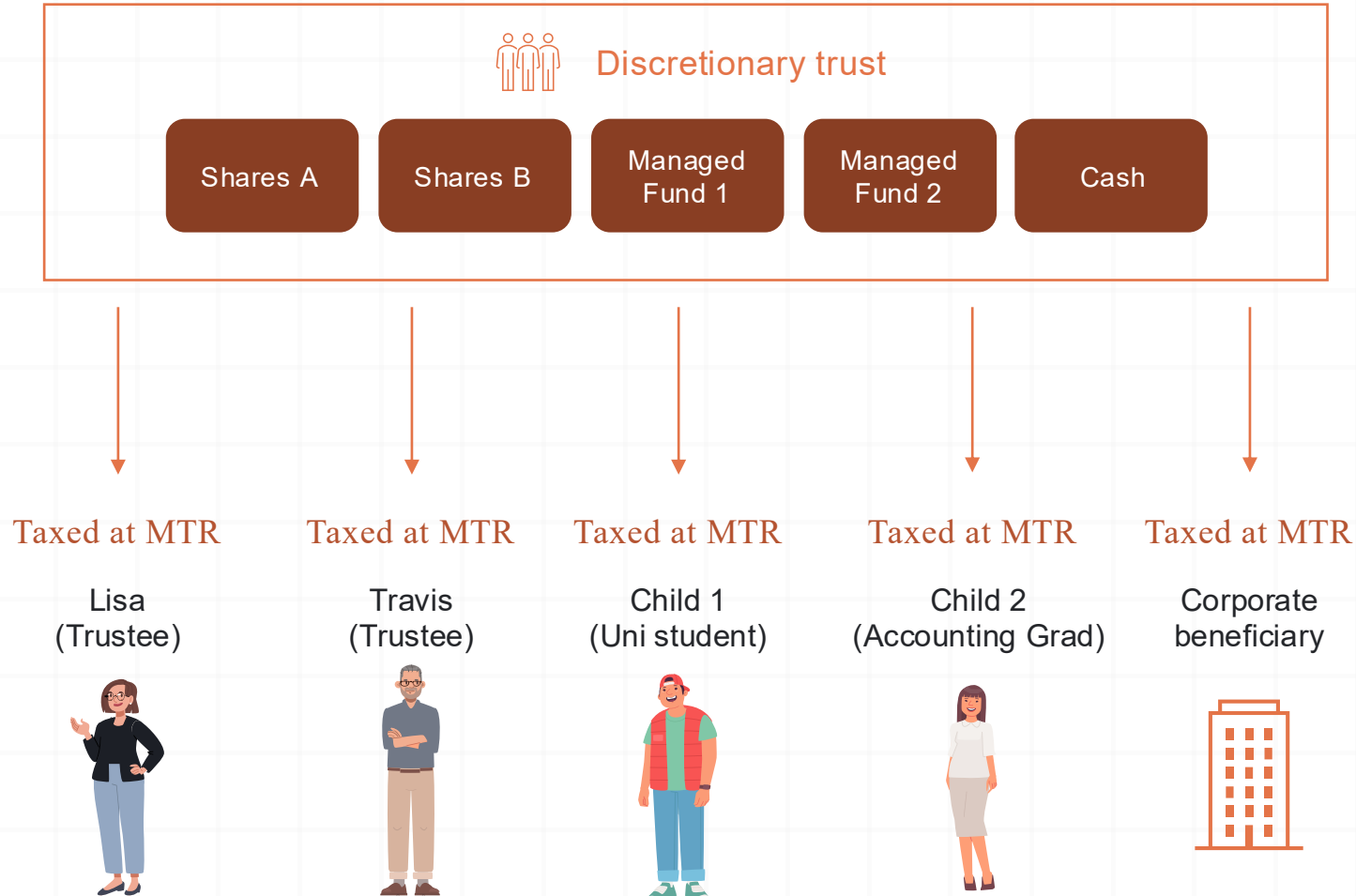
- Concerned about the distributions in the trust being taxed at a minimum of 30%
- Want to maintain flexibility and family control
- Want certainty around intergenerational wealth transfer



## Travis and Lisa look at 2 options...

1. Maintain current trust structure
2. Sell trust assets and establish investment bonds

## Travis & Lisa's current structure based on current rules...



Have been used for **income streaming**

Taxed at beneficiaries' **MTR**

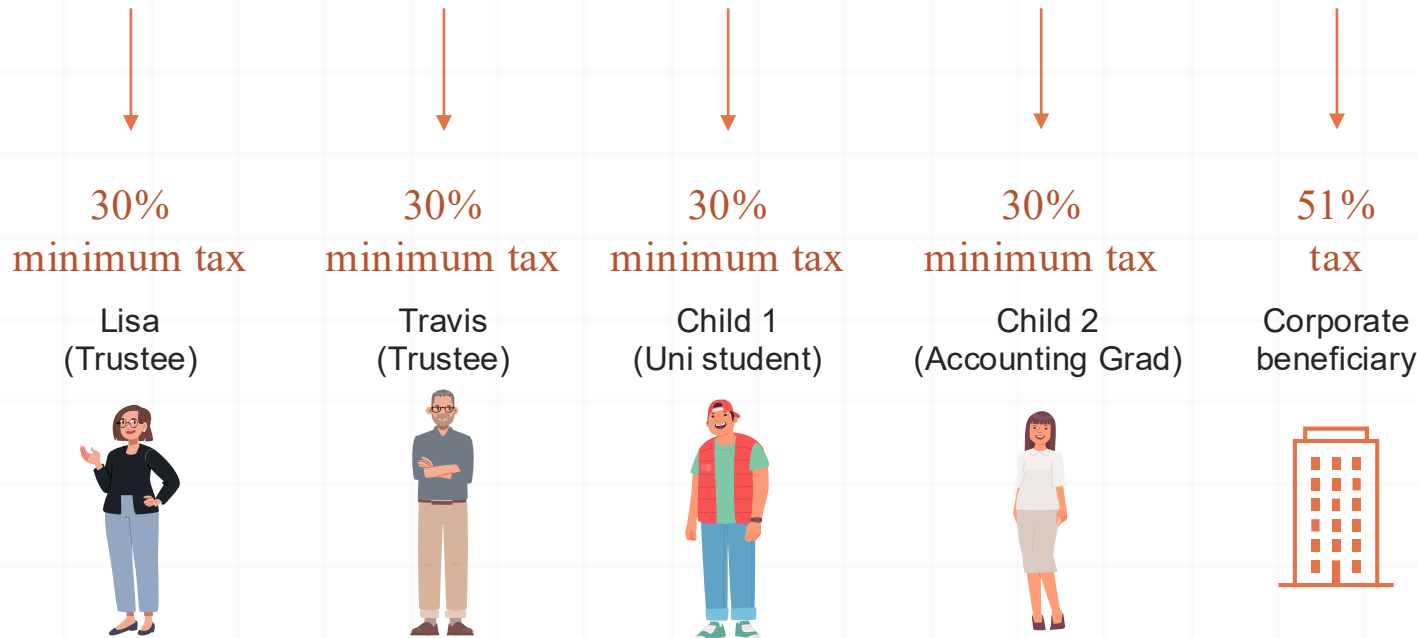
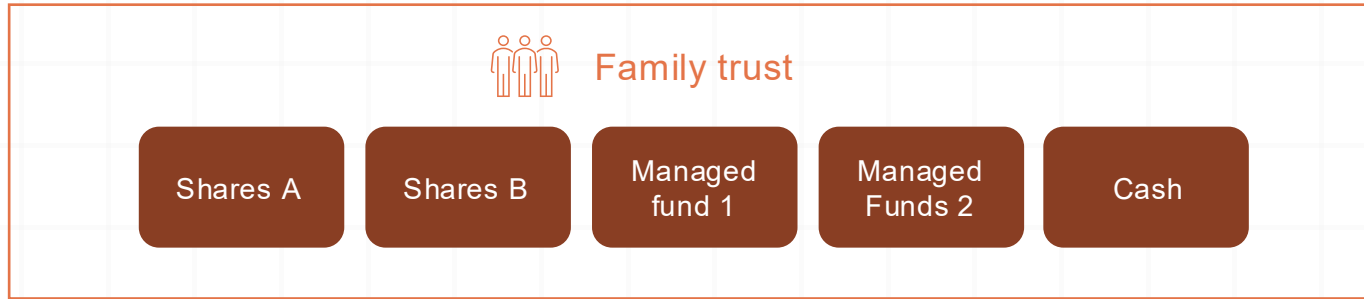
Stream dividends to **corporate beneficiary**

Corporate beneficiary is in effect a **tax deferral** strategy

Corporate beneficiary that ends up distributing back to discretionary trust to then distribute to individual beneficiaries would be a high risk tax avoidance strategy



# Travis and Lisa's current structure based on the new rules...



Minimum tax of 30% for beneficiaries below 30% MTR

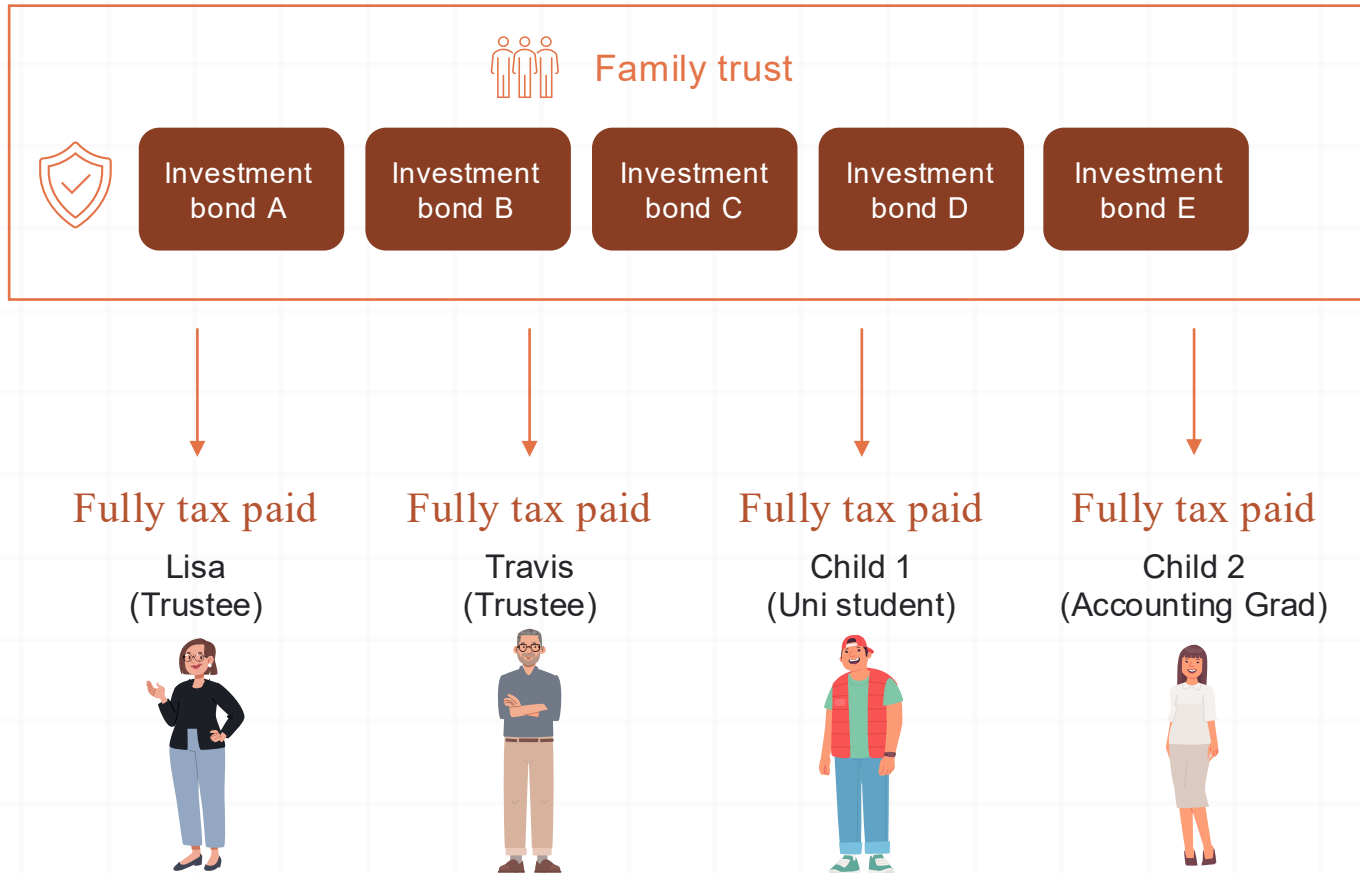
Assets held within trust **subject to CGT**

Distribution to bucket company **subject to potential double taxation**

**No longer an income streaming** strategy to beneficiaries

Non-refundable tax credit for individual beneficiaries  
No tax credit for corporate beneficiary

# Setting up **investment bonds** within a trust



Investment bonds are tax-paid – **maximum rate of 30%**

**Tax-Optimised** – effective tax rate generally ranging between **10%-15%** over the long term<sup>1</sup>

**Does not distribute income** – no corporate beneficiary needed to manage tax

**Income** to beneficiaries can be controlled when needed

**30% tax offset available against personal tax liability for pre-10 year withdrawals**

1. Indicative effective average tax rates representing the estimated average annual tax as a percentage of earnings for each 12-month period over a future period of 15 years. Actual tax amounts payable are not guaranteed and may vary from year to year based on, amongst other things, the earnings of an investment option.

# Travis' and Lisa's outcomes...


Retained family control  
via trust structure


30% tax offset available  
on withdrawals before 10-  
years for adult children to  
reduce their personal tax  
liability

Tax-paid at maximum rate  
of 30% – Tax optimisation  
can further reduce  
effective tax rate

Simplified administration  
over time

Greater certainty and control  
when transferring wealth to  
the next generation





# The adviser conversation...

How to implement this as part of your practice?



Case study


---

# Gearing solution



## Meet Michael and Rebecca

<b>Age</b>	Michael (48) and Rebecca (45)
<b>Family</b>	Two adult children both students at university
<b>Tax</b>	Combined income of \$520,000 p.a. – both on top marginal tax rates
<b>Situation</b>	<p>Has \$450,000 available to invest after maximising their superannuation contributions and paying off their mortgage.</p> <p>Looking to reduce their taxable income and provide a legacy for the kids</p>





## Michael's and Rebecca's concerns

Due to recent Federal Budget announcement...

- Potential changes means they won't be able to implement their geared residential property strategy
- They don't have the capital needed to gear into commercial property and don't have the experience to do so

Michael and Rebecca want to explore their options



## Michael and Rebecca look at 3 options...

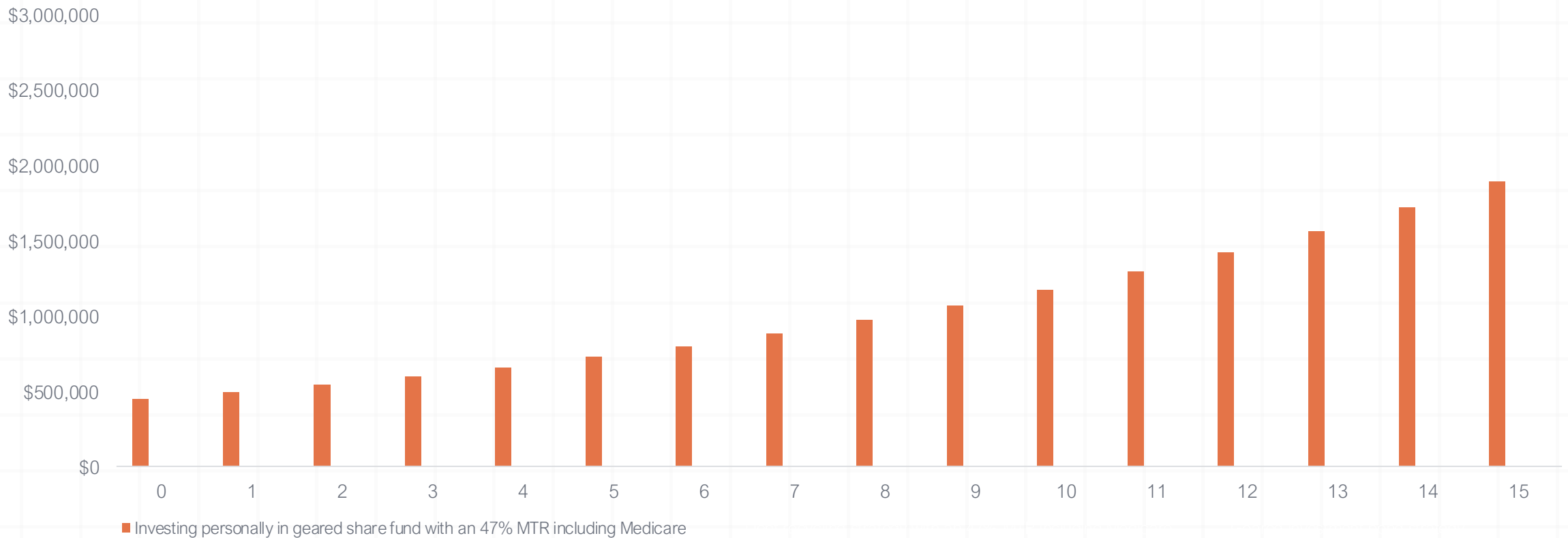
1. Invest in a geared Australian share managed fund
2. Gear directly into shares or managed funds
3. Invest in an investment bond that is geared in Australian shares



Michael's and Rebecca's

## Option 1 - Invest in a geared Australian share managed fund...

Michael and Rebecca contribute \$200,000 of the inheritance to Rebecca's superannuation, then invest the remaining \$450,000 into a geared Australian share fund held in their personal names.



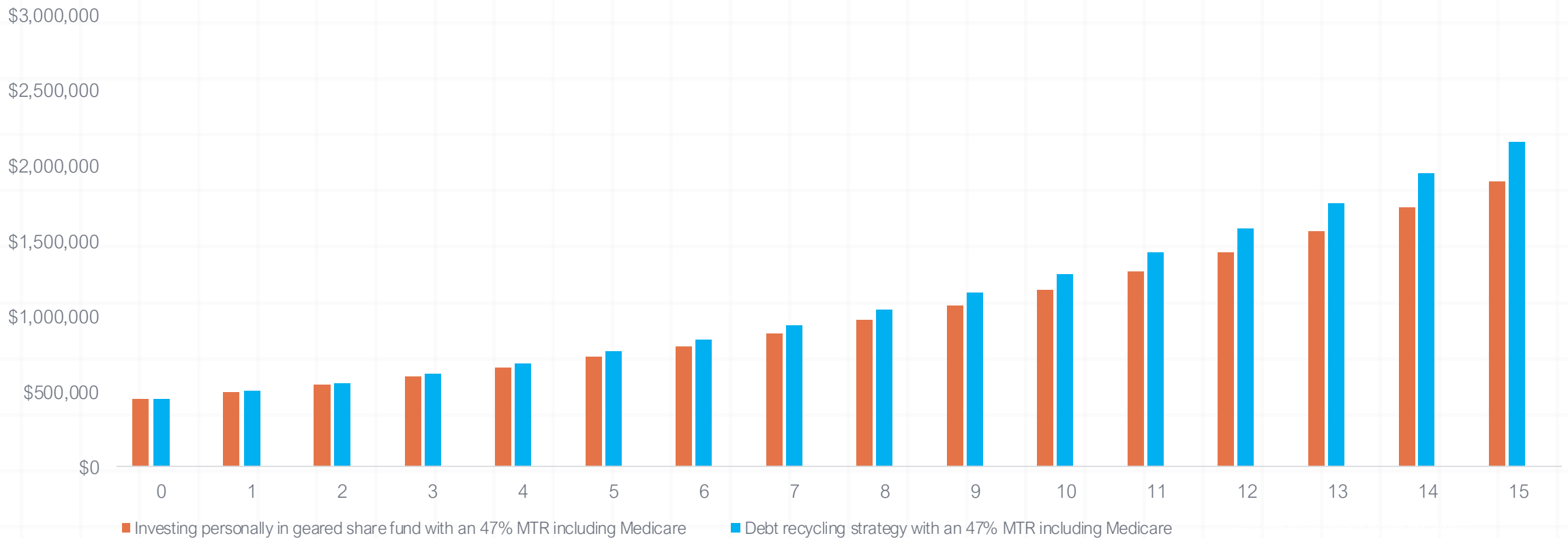
Assuming a total ungeared pre-tax and expenses return of 8.92% p.a. with income returns of 3.56% p.a. and growth returns of 5.36% p.a. Excludes the impact of administration and tax management costs. Assumes all interest costs are fully tax deductible within investment vehicle or strategy. Assumed interest rate margin above institutional interest rates assumed for investment bond and managed fund borrowings equivalent to 1.00% p.a. reflecting residential property owner occupied lending rates. Excludes the cost of any loan establishment charges. Assumes annual rebalance to target gearing level of 45% of asset/security value. All loan facilities are interest only with interest costs capitalised.



Michael's and Rebecca's

## Option 2 - Gear directly into shares or managed funds...

Same \$450,000 of investable capital — but instead of relying on a fund's internal gearing, Michael and Rebecca utilise a debt recycling strategy against their family home in their own names and invest directly into Australian shares or managed funds.



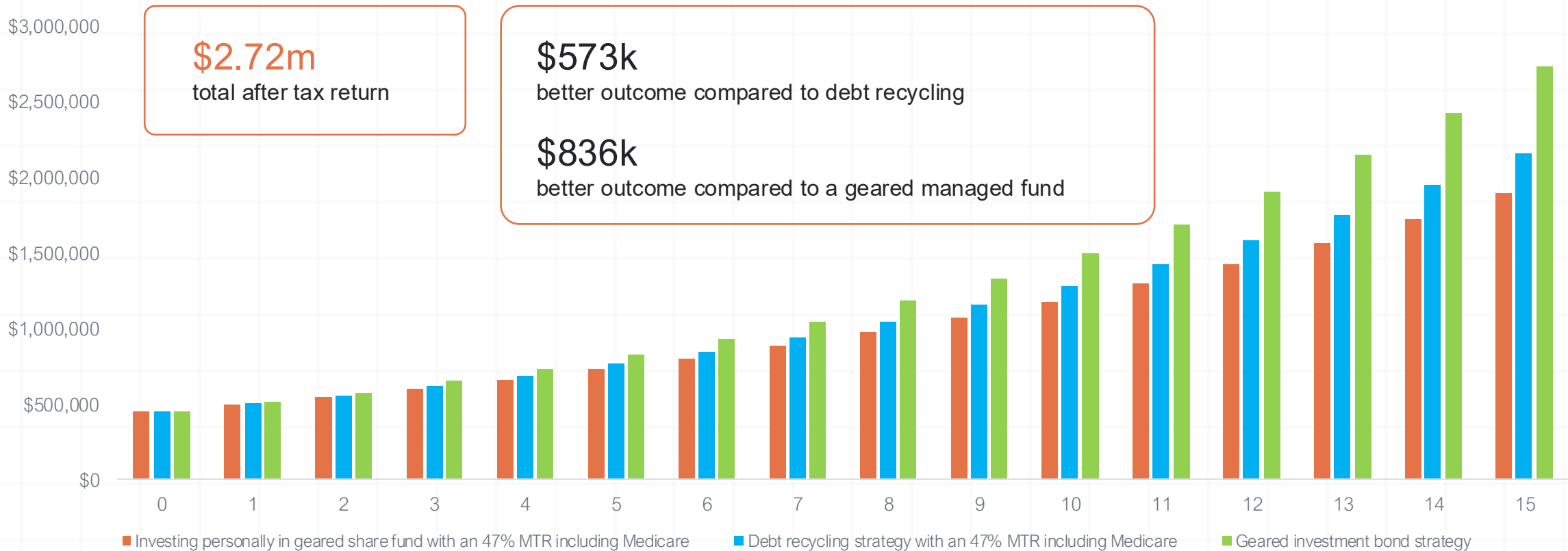
Assuming a total ungeared pre-tax and expenses return of 8.92% p.a. with income returns of 3.56% p.a. and growth returns of 5.36% p.a. Excludes the impact of administration and tax management costs. Assumes all interest costs are fully tax deductible within investment vehicle or strategy. Assumed interest rate margin above institutional interest rates assumed for investment bond and managed fund borrowings equivalent to 1.00% p.a. reflecting residential property owner occupied lending rates. Excludes the cost of any loan establishment charges. Assumes annual rebalance to target gearing level of 45% of asset/security value. All loan facilities are interest only with interest costs capitalised.



Michael's and Rebecca's

## Option 3 - Invest in a geared investment bond strategy ...

Same \$450,000 of investable capital — but they establish a \$450,000 investment bond and invest into the Generation Life Tax Effective Australian Share Fund (Geared).



Assuming a total ungeared pre-tax and expenses return of 8.92% p.a. with income returns of 3.56% p.a. and growth returns of 5.36% p.a. Excludes the impact of administration and tax management costs. Assumes all interest costs are fully tax deductible within investment vehicle or strategy. Assumed interest rate margin above institutional interest rates assumed for investment bond and managed fund borrowings equivalent to 1.00% p.a. reflecting residential property owner occupied lending rates. Excludes the cost of any loan establishment charges. Assumes annual rebalance to target gearing level of 45% of asset/security value. All loan facilities are interest only with interest costs capitalised.

## Michael and Rebecca's **outcomes**...



Access to a geared strategy



No personal CGT impact



Tax-paid investment structure and with no impact to MTR



No personal borrowing required & institutional rates




No loan management obligations



Estate planning opportunities





# The adviser conversation...

How to implement this as part of your practice?



Case study

---

# Division 296 and death tax



## Meet Sandra

Age	75
Situation	Widow
Super	\$2.1m in pension phase \$3.9m in accumulation phase 70% taxable component for both
Family	Four grandchildren





## Sandra's concerns

- Reduce impact of Division 296
- Flexibility to access funds whenever she wants, before she passes away
- Transfer wealth to her grandchildren tax-effectively by managing the impact of super death taxes

Sandra wants to explore her options




## Sandra looks at 2 options...

1. Leave balances above \$3m in super and pay death benefit tax upon death
2. Withdraw balance above \$3m from superannuation and establish four investment bonds

## What if Sandra establishes four investment bonds?

Age	Super with Division 296 tax	Super Death Benefits tax	Net super proceeds after death benefits tax	Investment bonds
85	\$4.75M	(\$0.57M)	\$4.19M	\$4.84m
90	\$5.76M	(\$0.68M)	\$5.07M	\$6.19M
				+\$1.12M




The graphs above illustrate the comparative outcomes of a Super accumulation account subject to the Division 296 taxes and investment bonds on initial amounts in excess of the Division 296 Total Superannuation Balance thresholds invested over 15 years without drawdowns. The scenario compares investment amounts in excess of the proposed \$3m threshold. The pre-tax investment returns assume a total return of 6.08% p.a., comprising a total income return of 1.96% p.a. and total growth return of 4.13% p.a., a franking level of 36.2% and excludes the impact of administration fees for both super and investment bond accounts. The illustration considers the TSB value at the end of each financial year and assumes that the payment of tax happens at the end of the financial year from the super account balance. Taxable Division 296 income is assumed to be grossed up (i.e. including franking credits and other tax offsets applicable) and realised gains earnings are discounted by 33.33%. TSB thresholds are assumed to be indexed in line with Division 296 indexation levels assuming an annual CPI rate of 3%. Taxable super component of 70% is assumed. Benefits are assumed to be paid to non-tax dependants with a death benefit tax rate of 15% plus 2% Medicare Levy. The illustration is based on Generation Life's understanding of the Division 296 tax outlined in the Treasury Laws Amendment (Building a Stronger and Fairer Super System) Act 2026 and the Superannuation (Building a Stronger and Fairer Super System) Imposition Act 2026. Actual outcomes may vary depending on investment performances, the assumptions actually occurring, tax regulation, and individual investor circumstances. Past performance does not indicate future performance.

## Sandra's outcomes...

- ✓ Full access to funds whenever she needs
- ✓ Able to transfer wealth to her grandchildren tax-effectively
- ✓ She can place restrictions on accessing funds, including setting up a Regular Income Payment
- ✓ She can nominate a Co-Signatory to make once-off withdrawals as restrictions are in place
- ✓ No impact on recipient's personal tax position if investment bond is transferred to his intended recipients
- ✓ She avoids Division 296 tax and death benefit tax on balances above \$3m





# The adviser conversation...

How to implement this as part of your practice?



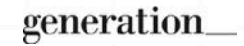
# Our leading investment menu

## Investment bonds



At Generation Life, we offer 78 investment strategies across all major asset classes, with 38 Tax Optimised investment options.

27 x	Diversified	21 x	Tax Optimised
13 x	Australian shares	6 x	Tax Optimised
16 x	International shares	7 x	Tax Optimised
5 x	Australian fixed interest (including private credit)		
5 x	Property (including direct real estate)	1 x	Tax Optimised
7 x	International fixed interest	3 x	Tax Optimised
3 x	Alternatives		
2 x	Cash and deposits		
2 x	Pre-selected gearing investment strategies	1 x	Tax Optimised





# Thank you.

## Generation Life

Highly recommended for over a decade

### Awards

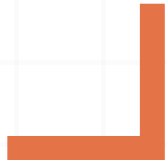


### Research ratings



Investment Bonds<sup>1</sup>

1. Rating relate to LifeBuilder and ChildBuilder investment bond products





#### Disclaimer

Generation Life Limited AFSL 225408 ABN 68 092 843 902 (Generation Life) is the product issuer, provides general financial product advice and other services related to investment life insurance products and life risk insurance products. Any superannuation general financial product advice provided is by Generation Development Services Pty Limited ABN 14 093 660 523 (GDS) as Corporate Authorised Representative, No. 001317211 of Evidentia Financial Services Pty Ltd AFSL 546217 ABN 97 664 546 525 (Evidentia). The information provided is general in nature and does not consider the investment objectives, financial situation or needs of any person and is not intended to constitute personal financial advice. The product's Product Disclosure Statement (PDS) and Target Market Determination (TMD) are available at [www.genlife.com.au](http://www.genlife.com.au) and should be considered in deciding whether to acquire, hold or dispose of the product. Superannuation products' PDSs, offer documents and TMDs are available via the websites of their product issuers. Professional financial advice is recommended. Generation Life, GDS and Evidentia exclude, to the maximum extent permitted by law, any liability (including negligence) that might arise from this information or any reliance on it. Statements that are non-factual in nature, including projections and estimates, assume certain economic conditions and industry developments and constitute only current opinions, all of which are subject to change. Generation Life, GDS and Evidentia do not make any guarantee or representation as to any particular level of investment returns, payback periods or government entitlements. Past performance is not an indication of future performance. Government entitlements and benefits may not apply to all individuals and may vary depending on an individual's (or couple's) personal circumstances which may change over time. All graphs, diagrams and scenarios have been prepared in good faith based on Generation Life's and GDS's understanding of laws, historical and illustrative returns, taxes, fees (unless not included by GDS or us - which may impact product outcomes), rates and thresholds and product features known as at 1 July 2026 unless specified otherwise. Generation Life does not accept any responsibility or liability for superannuation general financial product advice provided by GDS. Generation Life's investment bonds can provide certainty as they are governed by legislation that has changed infrequently and can be appropriately structured to bypass an estate and be protected in case of bankruptcy of the life insured. Investments carry risks.

Any content, views and opinions of Dr Sam Wylie are solely his own and do not necessarily represent the views of Generation Life, GDS or Evidentia that accept no responsibility and liability in respect of Dr Sam Wylie's content, views and opinions. Any queries about his content, view and opinions are to be made directly to Dr Sam Wylie.

The Zenith CW Pty Ltd ABN 20 639 121 403 AFSL 226872/AFS Rep No. 1280401 Chant West rating (assigned January 2025) and investment bond rating (assigned January 2025) are limited to General Advice only and have been prepared without considering your objectives or financial situation, including target markets where applicable. The rating is not a recommendation to purchase, sell or hold any product and is subject to change at any time without notice. You should seek independent advice and consider the PDS or offer document before making any investment decisions. Ratings have been assigned based on third party data. Liability is not accepted, whether direct or indirect, from use of the rating. Past performance is not an indication of future performance. Refer to [www.chantwest.com.au](http://www.chantwest.com.au) for full ratings information and our FSG.