

Fees and costs update

















































































9 April 2026




This document should be read together with the Generation Life Investment Bonds Product Disclosure Statement dated 26 February 2026, Investment Options booklet dated 9 April 2026 and Additional Information Booklet dated 9 April 2026.

Management costs for each investment option

This table provides the current management costs for all investment options (excluding any administration fee discounts that may apply for investment amounts greater than \$50,000). Please refer to the Product Disclosure Statement for further details on fee discounts available on larger balances.

Investment option	Tax aware level	Investment category	Investment management fees and costs (p.a.) ¹	Administration fee (p.a.)	Total estimated management costs (p.a.) ²	Performance fee costs (p.a.) ³
AB Managed Volatility Equities Fund	 Tax Enhanced	Australian shares	0.55%	0.60%	1.15%	Not applicable
Ardea Real Outcome Fund	 Tax Advantage	Diversified fixed interest	0.50%	0.60%	1.10%	Not applicable
ATLAS Infrastructure Global Portfolio (Hedged)	 Tax Optimised	Property – International infrastructure	1.02%	0.60%	1.62%	Not applicable
Barrow Hanley Global Share Fund	 Tax Enhanced	International shares	0.99%	0.60%	1.59%	Not applicable
Bennelong Concentrated Australian Equities Portfolio	 Tax Optimised	Australian shares	0.90%	0.60%	1.50%	0.62%
Charter Hall Diversified Property Portfolio	 Tax Enhanced	Property – Unlisted and direct	0.86% ⁴	0.60%	1.46%	0.00%
ClearBridge Equity Income Portfolio	 Tax Optimised	Australian shares	0.85%	0.60%	1.45%	Not applicable
ClearBridge Real Income Fund	 Tax Enhanced	Property – Australian	0.85%	0.60%	1.45%	Not applicable
Dimensional Global Bond Sustainability Trust	 Tax Enhanced	ESG – International fixed interest	0.32%	0.60%	0.92%	Not applicable
Dimensional Global Small Company Trust	 Tax Enhanced	International shares – Small companies	0.55%	0.60%	1.15%	Not applicable
Dimensional Sustainability World Allocation 70/30 Trust	 Tax Enhanced	ESG – Diversified growth	0.40%	0.60%	1.00%	Not applicable
Dimensional World 30/70 Portfolio	 Tax Optimised	Diversified conservative	0.37%	0.40%	0.77%	Not applicable
Dimensional World 50/50 Portfolio	 Tax Optimised	Diversified balanced	0.39%	0.40%	0.79%	Not applicable
Dimensional World 70/30 Portfolio	 Tax Optimised	Diversified growth	0.40%	0.40%	0.80%	Not applicable
Dimensional World Equity Portfolio	 Tax Optimised	International shares	0.41%	0.40%	0.81%	Not applicable
DNR Capital Australian Emerging Companies Portfolio	 Tax Optimised	Australian shares – small companies	1.15%	0.60%	1.75%	2.47%
EQT Mortgage Income Fund (Closed to investment)	 Tax Advantage	Australian fixed interest – Mortgages	0.81%	0.60%	1.41%	Not applicable
Evergreen Responsible Growth Model	 Tax Optimised	ESG – Diversified growth	0.87%	0.60%	1.47%	0.04%
Evidentia Balanced Portfolio	 Tax Optimised	Diversified growth	0.72%	0.60%	1.32%	0.09%
Evidentia Growth Portfolio	 Tax Optimised	Diversified growth	0.80%	0.60%	1.40%	0.10%
Evidentia High Growth Portfolio	 Tax Optimised	Diversified high growth	0.84%	0.60%	1.44%	0.10%
Generation Global Share Fund	 Tax Enhanced	ESG – International shares	1.22%	0.60%	1.82%	0.23%
Generation Life Tax Effective Australian Share Fund	 Tax Optimised	Australian shares	0.54%	0.50%	1.04%	Not applicable
Generation Life Tax Effective Australian Share Fund (Geared)	 Tax Optimised	Australian shares - Geared	0.54% ⁵	0.50% ⁶	1.04%	Not applicable
Generation Life Tax Effective Global Share Fund	 Tax Optimised	International shares	0.59%	0.50%	1.09%	Not applicable
Generation Life Tax Effective Growth Fund	 Tax Optimised	Diversified growth	0.76%	0.60%	1.36%	Not applicable
Generation Life Term Deposit Fund	 Tax Advantage	Cash & deposits	0.09%	0.46%	0.55%	Not applicable
GMO Systematic Global Macro Trust	 Tax Enhanced	Alternatives	1.01%	0.60%	1.61%	0.01%
GQG Partners Global Equity Fund	 Tax Enhanced	International shares	0.75%	0.60%	1.35%	Not applicable
Hyperion Global Growth Companies Portfolio	 Tax Optimised	International shares	0.70%	0.60%	1.30%	1.21%
Invesco Senior Secured Income Fund	 Tax Optimised	International fixed interest	0.75%	0.60%	1.35%	Not applicable
Investors Mutual Australian Share Portfolio	 Tax Optimised	Australian shares	0.99%	0.60%	1.59%	Not applicable
Investors Mutual Future Leaders Fund	 Tax Enhanced	Australian shares – Small & mid companies	0.99%	0.60%	1.59%	0.00%

Investment option	Tax aware level	Investment category	Investment management fees and costs (p.a.) ¹	Administration fee (p.a.)	Total estimated management costs (p.a.) ²	Performance fee costs (p.a.) ³
iShares Hedged International Equity Index Fund	 Tax Enhanced	International shares – Hedged	0.09%	0.60%	0.69%	Not applicable
iShares Hedged International Equity Index Fund (Geared)	 Tax Enhanced	International shares – Hedged (Geared)	0.09% ⁷	0.60% ⁶	0.69%	Not applicable
iShares Physical Gold Portfolio	 Tax Enhanced	Alternatives	0.18%	0.60%	0.78%	Not applicable
iShares S&P/ASX 20 ETF Portfolio	 Tax Enhanced	Australian shares	0.24%	0.60%	0.84%	Not applicable
iShares Wholesale Australian Bond Index Fund	 Tax Enhanced	Australian fixed interest	0.09%	0.60%	0.69%	Not applicable
iShares Wholesale Australian Equity Index Fund	 Tax Enhanced	Australian shares	0.08%	0.60%	0.68%	Not applicable
iShares Wholesale Australian Listed Property Index Fund	 Tax Enhanced	Property	0.09%	0.60%	0.69%	Not applicable
iShares Wholesale International Equity Index Fund	 Tax Enhanced	International shares	0.09%	0.60%	0.69%	Not applicable
Kapstream Absolute Return Income Fund	 Tax Enhanced	Diversified fixed interest	0.55%	0.60%	1.15%	Not applicable
L1 Capital International Portfolio	 Tax Optimised	International shares	1.20%	0.60%	1.80%	Not applicable
L1 Capital Long Short Fund	 Tax Enhanced	Alternatives	1.54%	0.60%	2.14%	3.59%
Langdon Global Smaller Companies Fund	 Tax Enhanced	International shares – Small companies	1.15%	0.60%	1.75%	0.76%
Macquarie Dynamic Bond Portfolio	 Tax Optimised	International fixed interest	0.62%	0.60%	1.22%	0.04%
Macquarie Treasury Fund	 Tax Advantage	Cash & deposits		0.45%	0.45%	Not applicable
MCP Wholesale Investments Fund	 Tax Advantage	Fixed interest – Private debt	0.26%	0.60%	0.86%	Not applicable
Mercer Future Wealth Balanced Portfolio	 Tax Optimised	Diversified growth	0.49%	0.60%	1.09%	0.08%
MetLife Global Bond Fund	 Tax Enhanced	ESG – International fixed interest	0.57%	0.60%	1.17%	Not applicable
MFS Concentrated Global Equity Portfolio	 Tax Optimised	International shares	0.90%	0.60%	1.50%	Not applicable
Mirova Global Sustainable Equity Fund	 Tax Optimised	ESG – International shares	0.78%	0.60%	1.38%	Not applicable
MLC Active Balanced Portfolio	 Tax Optimised	Diversified growth	0.86%	0.60%	1.46%	0.31%
MLC Active Conservative Portfolio	 Tax Optimised	Diversified conservative	0.75%	0.60%	1.35%	0.10%
MLC Active High Growth Portfolio	 Tax Optimised	Diversified high growth	0.96%	0.60%	1.56%	0.03%
MLC Active Moderate Portfolio	 Tax Optimised	Diversified balanced	0.81%	0.60%	1.41%	0.17%
Morningstar Balanced Model	 Tax Optimised	Diversified balanced	0.63%	0.60%	1.23%	Not applicable
Morningstar Growth Model	 Tax Optimised	Diversified growth	0.64%	0.60%	1.24%	Not applicable
Morningstar High Growth Model	 Tax Optimised	Diversified high growth	0.66%	0.60%	1.26%	Not applicable
Mutual ADI/Bank Securities	 Tax Advantage	Australian fixed interest	0.39%	0.33%	0.72%	Not applicable
Nomura Global Listed Real Estate Fund	 Tax Enhanced	Property - International	1.00%	0.60%	1.60%	Not applicable
Pendal Sustainable Australian Share Fund	 Tax Enhanced	ESG – Australian shares	0.85%	0.60%	1.45%	Not applicable
Pendal Sustainable Balanced Fund	 Tax Enhanced	ESG – Diversified growth	0.80%	0.60%	1.40%	Not applicable
Perpetual Australian Share Portfolio	 Tax Optimised	Australian shares	1.00%	0.60%	1.60%	Not applicable
Perpetual Balanced Growth Fund	 Tax Enhanced	Diversified growth	1.08%	0.60%	1.68%	Not applicable
Perpetual Conservative Growth Fund	 Tax Enhanced	Diversified conservative	0.93%	0.60%	1.53%	Not applicable
Perpetual ESG Australian Share Fund	 Tax Enhanced	ESG – Australian shares	1.18%	0.60%	1.78%	Not applicable
Perpetual Geared Australian Share Fund	 Tax Enhanced	Australian shares – Geared	1.20% ⁸	0.60%	1.80%	Not applicable
PIMCO Wholesale Australian Bond Fund	 Tax Enhanced	Australian fixed interest	0.55%	0.60%	1.15%	Not applicable
PIMCO Wholesale Global Bond Portfolio	 Tax Optimised	International fixed interest	0.57%	0.60%	1.17%	Not applicable
Pzena Emerging Markets Value Fund	 Tax Optimised	International shares – Emerging markets	0.85%	0.60%	1.45%	Not applicable
Schroder Absolute Return Income Fund	 Tax Enhanced	Diversified fixed interest	0.39%	0.60%	0.998%	0.00%
Schroder Real Return Fund	 Tax Enhanced	Diversified – Dynamic allocation	0.62%	0.60%	1.22%	0.00%
VanEck MSCI International Quality Portfolio	 Tax Enhanced	International shares	0.40%	0.60%	1.00%	Not applicable
Vanguard All Growth Portfolio	 Tax Optimised	Diversified high growth	0.25%	0.40%	0.65%	Not applicable
Vanguard Balanced Portfolio	 Tax Optimised	Diversified balanced	0.25%	0.40%	0.65%	Not applicable
Vanguard Conservative Portfolio	 Tax Optimised	Diversified conservative	0.25%	0.40%	0.65%	Not applicable
Vanguard Growth Portfolio	 Tax Optimised	Diversified growth	0.25%	0.40%	0.65%	Not applicable

Investment option	Tax aware level	Investment category	Investment management fees and costs (p.a.) ¹	Administration fee (p.a.)	Total estimated management costs (p.a.) ²	Performance fee costs (p.a.) ³
Vanguard High Growth Portfolio	 Tax Optimised	Diversified high growth	0.25%	0.40%	0.65%	Not applicable
Walter Scott Global Equity Fund (Hedged)	 Tax Enhanced	International shares – Hedged	1.28%	0.60%	1.88%	Not applicable
Yarra Enhanced Income Fund	 Tax Enhanced	Diversified fixed interest	0.55%	0.60%	1.15%	Not applicable

¹ Investment management fees and costs include investment manager's fees, estimated investment expense recoveries and other indirect costs as a percentage of the total average assets of the investment option based on the latest information available but exclude investment performance fee costs that may be charged or incurred by the investment manager and exclude indirect transaction and operational costs (refer to the Product Disclosure Statement for further information about fees and costs).

² Fee is inclusive of the management fee, other management costs and the administration fee based on the latest information available.

³ Performance fee costs are generally based on the average of actual performance fee costs of the investment manager for the respective investment option (other than the Evergreen Responsible Growth Model which reflects an estimate based on the performance fees of the investment option's underlying investments and the expected portfolio of the investment option) incurred over the previous five financial years (or less if the underlying investment strategy has been in operation by the investment manager for a shorter period) and based on the latest information available. However, the actual performance fee payable (if any) will depend on the performance of the investment option and the performance fee estimate provided is not an indicator of future performance fees of the investment option.

⁴ The investment management fees and costs are based on the fund's estimated management fee and costs (excluding indirect costs) of 0.86% p.a. charged on its gross asset value, which equates to a management fee of 1.17% p.a. of the fund's net asset value assuming an average annual gearing level for the direct property and unlisted property assets of 31%. If the average gearing level of the underlying direct property and unlisted property assets in the fund over the year is lower or higher than 31%, the fund's estimated management fee based on net asset value will be respectively lower or higher than 1.17% p.a.

⁵ The investment management fees and costs are based on the fund's management fee (excluding indirect costs) of 0.50% p.a. charged on its gross asset value, which equates to a management fee of 0.91% p.a. of the fund's net asset value assuming an average annual gearing level of 45%. If the average gearing level in the fund over the year is lower or higher than 45%, the fund's management fee based on net asset value will be respectively lower or higher than 0.91% p.a.

⁶ The administration fee is based on the value of the investment option's assets excluding the value of any borrowings.

⁷ The investment management fees and costs are based on the fund's management fee (excluding indirect costs) of 0.09% p.a. charged on its gross asset value, which equates to a management fee of 0.16% p.a. of the fund's net asset value assuming an average annual gearing level of 45%. If the average gearing level in the fund over the year is lower or higher than 45%, the fund's management fee based on net asset value will be respectively lower or higher than 0.16% p.a.

⁸ The investment management fees and costs are based on the fund's management fee (excluding indirect costs) of 1.17% p.a. charged on its gross asset value, which equates to a management fee of 2.34% p.a. of the fund's net asset value assuming an average annual gearing level of 50%. If the average gearing level in the fund over the year is lower or higher than 50%, the fund's management fee based on net asset value will be respectively lower or higher than 2.34% p.a.

Investor services

Phone 1800 806 362
Email enquiry@genlife.com.au

Adviser services

Phone 1800 333 657
Email advisers@genlife.com.au

Generation Life Limited (Generation Life) AFSL 225408 ABN 68 092 843 902 is the product issuer. The information provided is general in nature and does not consider the investment objectives, financial situation or needs of any person and is not intended to constitute personal financial advice. The product's Product Disclosure Statement and Target Market Determination are available at www.genlife.com.au and should be considered in deciding whether to acquire, hold or dispose of the product. Professional financial advice is recommended. Generation Life excludes, to the maximum extent permitted by law, any liability (including negligence) that might arise from this information or any reliance on it. Generation Life does not make any guarantee or representation as to any particular level of investment returns. Past performance is not an indication of future performance.