



























Buy-sell spreads & transaction and operational costs update

26 May 2025












































This document should be read together with the Generation Life Investment Bonds Product Disclosure Statement dated 20 May 2025, Investment Options Booklet dated 20 May 2025 and Additional Information Booklet dated 20 May 2025.









Transaction costs for each investment option

This table provides the current buy-sell spreads and estimated indirect transaction & operational costs for all investment options.

Investment option	Tax aware level	Investment Category	Estimated indirect transaction & operational costs (p.a.) ¹	Transaction costs (buy-sell spreads)
AB Managed Volatility Equities Fund	 Tax Enhanced	Australian shares	0.15%	0.25%/0.25%
Ardea Real Outcome Fund	 Tax Advantage	Diversified fixed interest	0.54%	0.05%/0.05%
Barrow Hanley Global Share Fund	 Tax Enhanced	International shares	0.31%	0.15%/0.10%
Bennelong Concentrated Australian Equities Portfolio	 Tax Optimised	Australian shares	0.38%	0.20%/0.20%
Dimensional Global Bond Sustainability Trust	 Tax Enhanced	ESG – International fixed interest	0.15%	0.08%/0.08%
Dimensional Global Small Company Trust	 Tax Enhanced	International shares – small companies	0.29%	0.12%/0.12%
Dimensional Sustainability World Allocation 70/30 Trust	 Tax Enhanced	ESG – Diversified growth	0.31%	0.09%/0.09%
Dimensional World 30/70 Portfolio	 Tax Optimised	Diversified conservative	0.27%	0.07%/0.07%
Dimensional World 50/50 Portfolio	 Tax Optimised	Diversified balanced	0.25%	0.08%/0.08%
Dimensional World 70/30 Portfolio	 Tax Optimised	Diversified growth	0.25%	0.09%/0.09%
Dimensional World Equity Portfolio	 Tax Optimised	International shares	0.26%	0.10%/0.10%
DNR Capital Australian Emerging Companies Portfolio	 Tax Optimised	Australian shares – small companies	0.25%	0.25%/0.25%
EQT Mortgage Income Fund	 Tax Advantage	Australian fixed interest – mortgages	0.27%	0.00%/0.00%
Evergreen Responsible Growth Model	 Tax Optimised	ESG – Diversified growth	0.24%	0.15%/0.15%
Evidentia Balanced Portfolio	 Tax Optimised	Diversified growth	0.26%	0.15%/0.15%
Evidentia Growth Portfolio	 Tax Optimised	Diversified growth	0.26%	0.15%/0.15%
Evidentia High Growth Portfolio	 Tax Optimised	Diversified high growth	0.26%	0.15%/0.15%
Firetrail Absolute Return Fund*	 Tax Enhanced	Alternatives	0.78%	0.35%/0.35%
Generation Global Share Fund	 Tax Enhanced	ESG – International shares	0.22%	0.05%/0.05%
Generation Life Tax Effective Australian Share Fund	 Tax Optimised	Australian shares	0.10%	0.15%/0.15%
Generation Life Tax Effective Global Share Fund	 Tax Optimised	International shares	0.10%	0.25%/0.25%
Generation Life Tax Effective Growth Fund	 Tax Optimised	Diversified growth	0.10%	0.15%/0.15%
Generation Life Term Deposit Fund	 Tax Advantage	Cash & deposits	0.00%	0.00%/0.00%
GMO Systematic Global Macro Trust	 Tax Enhanced	Alternatives	0.32%	0.00%/0.00%
GQG Partners Global Equity Fund	 Tax Enhanced	International shares	0.17%	0.10%/0.10%
Hyperion Global Growth Companies Portfolio	 Tax Optimised	International shares	0.15%	0.30%/0.30%

* Firetrail Absolute Return Fund will be replaced by L1 Capital Long Short Fund, and the investment manager will change from Firetrail Investments Pty Limited ('Firetrail') to L1 Capital Pty Ltd effective 16 June 2025.

Investment option	Tax aware level	Investment Category	Estimated indirect transaction & operational costs (p.a.) ¹	Transaction costs (buy-sell spreads)
Invesco Senior Secured Income Fund	 Tax Enhanced	International fixed interest	0.15%	0.10%/0.10%
Investors Mutual Australian Share Portfolio	 Tax Optimised	Australian shares	0.19%	0.25%/0.25%
Investors Mutual Future Leaders Fund	 Tax Enhanced	Australian shares – small & mid companies	0.37%	0.25%/0.25%
iShares Hedged International Equity Index Fund	 Tax Enhanced	International shares – hedged	0.34%	0.07%/0.04%
iShares Physical Gold Fund	 Tax Enhanced	Alternatives	0.15%	0.08%/0.08%
iShares S&P/ASX20 ETF Portfolio	 Tax Enhanced	Australian shares	0.28%	0.05%/0.05%
iShares Wholesale Australian Bond Index Fund	 Tax Enhanced	Australian fixed interest	0.31%	0.05%/0.05%
iShares Wholesale Australian Equity Index Fund	 Tax Enhanced	Australian shares	0.31%	0.04%/0.04%
iShares Wholesale Australian Listed Property Index Fund	 Tax Enhanced	Property	0.31%	0.05%/0.05%
iShares Wholesale International Equity Index Fund	 Tax Enhanced	International shares	0.31%	0.06%/0.03%
Kapstream Absolute Return Income Fund	 Tax Enhanced	Diversified fixed interest	0.27%	0.00%/0.07%
L1 Capital Long Short Fund (available from 21 June 2025)	 Tax Enhanced	Alternatives	1.30%	0.15%/0.15%
Macquarie Dynamic Bond Fund	 Tax Optimised	International fixed interest	0.19%	0.10%/0.17%
Macquarie Global Listed Real Estate Fund	 Tax Enhanced	International property	0.32%	0.20%/0.15%
Macquarie Treasury Fund	 Tax Advantage	Cash & deposits	0.00%	0.00%/0.00%
Magellan Global Portfolio	 Tax Optimised	International shares	0.21%	0.07%/0.07%
Magellan Infrastructure Portfolio	 Tax Optimised	Property – international infrastructure	0.21%	0.15%/0.15%
Martin Currie Emerging Markets Fund	 Tax Enhanced	International shares – emerging markets	0.28%	0.15%/0.15%
Martin Currie Equity Income Fund	 Tax Optimised	Australian shares	0.19%	0.10%/0.10%
Martin Currie Real Income Fund	 Tax Enhanced	Property – diversified	0.27%	0.10%/0.10%
Mercer Future Wealth Balanced Portfolio	 Tax Optimised	Diversified growth	0.25%	0.17%/0.17%
MetLife Global Bond Fund	 Tax Enhanced	ESG – International fixed interest	0.32%	0.10%/0.10%
MFS Concentrated Global Equity Portfolio	 Tax Optimised	International shares	0.21%	0.15%/0.15%
MLC Active Balanced Portfolio	 Tax Optimised	Diversified growth	0.32%	0.10%/0.10%
MLC Active Conservative Portfolio	 Tax Optimised	Diversified conservative	0.28%	0.10%/0.10%
MLC Active High Growth Portfolio	 Tax Optimised	Diversified high growth	0.33%	0.10%/0.10%
MLC Active Moderate Portfolio	 Tax Optimised	Diversified balanced	0.30%	0.10%/0.10%
Morningstar Balanced Model	 Tax Optimised	Diversified balanced	0.29%	0.09%/0.08%
Morningstar Growth Model	 Tax Optimised	Diversified growth	0.30%	0.10%/0.10%
Morningstar High Growth Model	 Tax Optimised	Diversified high growth	0.32%	0.10%/0.10%
Mutual ADI/Bank Securities	 Tax Advantage	Australian fixed interest	0.17%	0.00%/0.00%
Pendal Sustainable Australian Share Fund	 Tax Enhanced	ESG – Australian shares	0.27%	0.22%/0.22%
Pendal Sustainable Balanced Fund	 Tax Enhanced	ESG – Diversified growth	0.41%	0.14%/0.14%
Perpetual Australian Share Portfolio	 Tax Optimised	Australian shares	0.41%	0.24%/0.00%
Perpetual Balanced Growth Fund	 Tax Enhanced	Diversified growth	0.36%	0.25%/0.00%
Perpetual Conservative Growth Fund	 Tax Enhanced	Diversified conservative	0.34%	0.21%/0.00%
Perpetual ESG Australian Share Fund	 Tax Enhanced	ESG – Australian shares	0.37%	0.12%/0.12%
Perpetual Geared Australian Share Fund	 Tax Enhanced	Australian shares – geared	0.63%	0.30%/0.30%
PIMCO Wholesale Australian Bond Fund	 Tax Enhanced	Australian fixed interest	0.27%	0.00%/0.10%
PIMCO Wholesale Global Bond Fund	 Tax Optimised	International fixed interest	0.28%	0.00%/0.10%
Schroder Absolute Return Income Fund	 Tax Enhanced	Diversified fixed interest	0.30%	0.15%/0.15%
Schroder Real Return Fund	 Tax Enhanced	Diversified – dynamic allocation	0.32%	0.20%/0.20%
Stewart Investors Worldwide All Cap Fund	 Tax Enhanced	ESG – International shares	0.15%	0.15%/0.15%

Investment option	Tax aware level	Investment Category	Estimated indirect transaction & operational costs (p.a.) ¹	Transaction costs (buy-sell spreads)
VanEck MSCI International Quality Fund	 Tax Enhanced	International shares	0.16%	0.18%/0.18%
Vanguard All Growth Portfolio	 Tax Optimised	Diversified high growth	0.24%	0.07%/0.07%
Vanguard Balanced Portfolio	 Tax Optimised	Diversified balanced	0.24%	0.10%/0.10%
Vanguard Conservative Portfolio	 Tax Optimised	Diversified conservative	0.24%	0.10%/0.10%
Vanguard Growth Portfolio	 Tax Optimised	Diversified growth	0.24%	0.09%/0.09%
Vanguard High Growth Portfolio	 Tax Optimised	Diversified high growth	0.24%	0.08%/0.08%
Walter Scott Global Equity Fund (Hedged)	 Tax Enhanced	International shares – hedged	0.15%	0.15%/0.11%
Yarra Enhanced Income Fund	 Tax Enhanced	Diversified fixed interest	0.27%	0.10%/0.10%

¹. Estimate of transactional and operational costs incurred by the investment option (p.a.) based on latest available information. These are current estimates that may change.

Investor services

Phone 1800 806 362
Email enquiry@genlife.com.au

Adviser services

Phone 1800 333 657
Email advisers@genlife.com.au

Generation Life Limited (Generation Life) AFSL 225408 ABN 68 092 843 902 is the product issuer. The information provided is general in nature and does not consider the investment objectives, financial situation or needs of any person and is not intended to constitute personal financial advice. The product's Product Disclosure Statement and Target Market Determination are available at www.genlife.com.au and should be considered in deciding whether to acquire, hold or dispose of the product. Professional financial advice is recommended. Generation Life excludes, to the maximum extent permitted by law, any liability (including negligence) that might arise from this information or any reliance on it. Generation Life does not make any guarantee or representation as to any particular level of investment returns. Past performance is not an indication of future performance.