


The Power of LifeBooster

For financial adviser use only



LifeBooster is a key benefit of LifelIncome that enables your clients to receive more income in the early years of their retirement.

To enable your client to tailor their income requirements over time, LifelIncome offers two LifeBooster rates of 5% and 2.5%, which optimise starting income while still allowing their income to grow over the life of their investment. For retirees, this means:

- Their starting income is much higher than if no LifeBooster was applied.
- Their investment is paid back to them in the form of cumulative income sooner.
- They receive more income in the early years of their investment when they are more active and able to enjoy it.

The concept of LifeBooster has been utilised in investment-linked lifetime annuity products across the world for many years.

How LifeBooster works

The LifeBooster rate chosen by you and your client helps to calculate your client's starting income and bring forward future income into the early years. The higher the LifeBooster rate used, the higher the starting income.

Instead of income growing each year in line with full investment returns, future investment returns are discounted by the LifeBooster rate. LifelIncome has a higher starting income, and future income growth is achieved when net investment returns, discounted by the LifeBooster rate, exceed 0%.

LifelIncome offers two LifeBooster rates



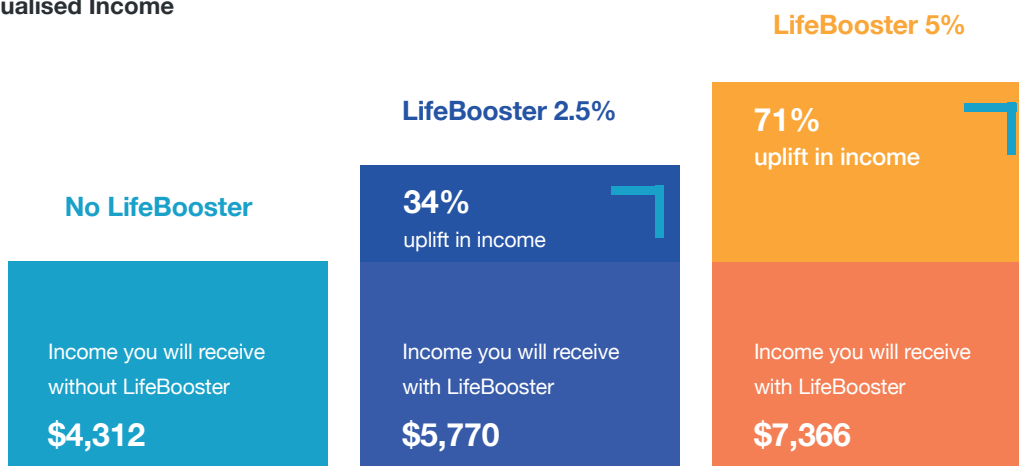
Where a **LifeBooster 5% rate** is used, starting income is higher than that of a LifeBooster 2.5% rate, but future growth is potentially more modest.



Where a **LifeBooster 2.5% rate** is used, starting income is less than that of a LifeBooster 5% rate, but the potential for future growth is greater.

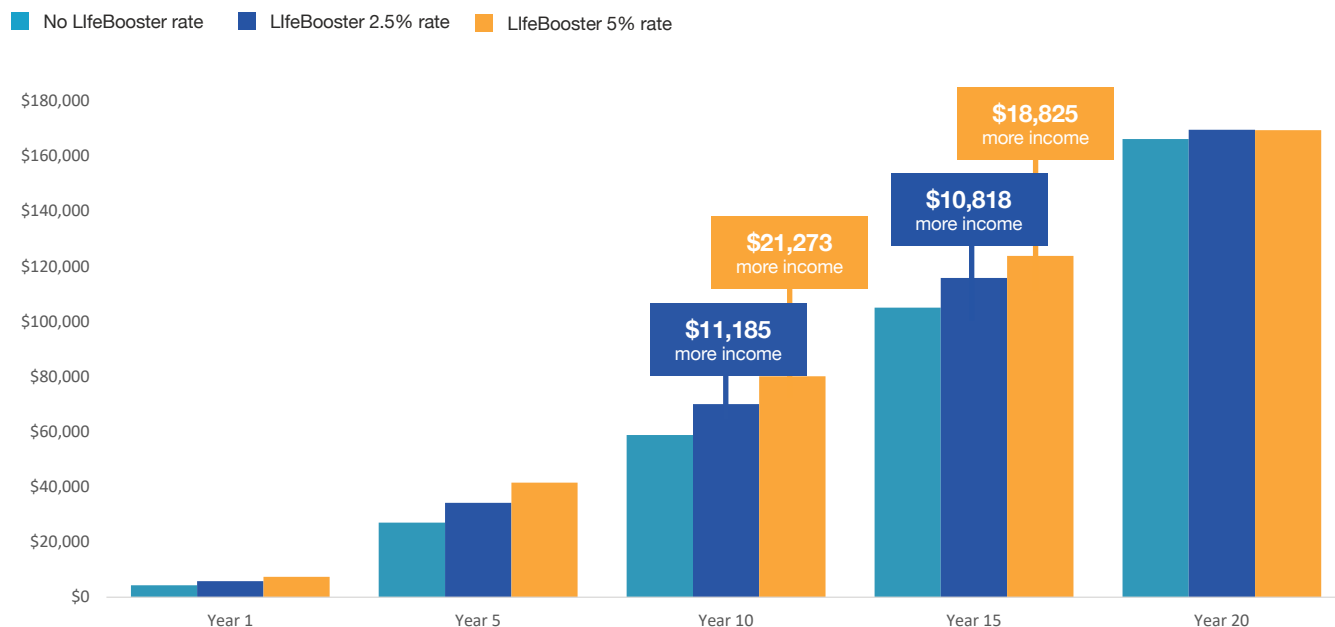
To illustrate the benefits, let's compare how LifelIncome would work with and without LifeBooster.

First Year Annualised Income



The graphs below demonstrate that cumulative income is higher in the earlier years of your client's investment, and that your client receives their investment back sooner in the form of income when LifeBooster is applied.

Comparing cumulative income



Assumptions for “Comparing first year income” graph on page 1: 67-year-old male, \$100,000 investment, LifeBooster rate 5% and 2.5%

Assumptions for “Comparing cumulative income” graph on page 2: Male 67 years old, initial investment \$100,000, estimated total fees, expenses and costs of 0.92%. Vanguard Balanced Portfolio returns from July 1 2003. Past performance is no indication of future performance. In this example LifeIncome without LifeBooster would pay more cumulative income only after the investor exceeds 87 years old for LifeBooster 5% rate, and exceeds 88 years old for LifeBooster 2.5% rate.



Outthinking today.

To learn more about how LifeIncome can complement your client's retirement income sources, contact your local Generation Life Distribution Manager, or visit www.genlife.com.au

Adviser services
1800 333 657

Enquiries
enquiry@genlife.com.au

Generation Life Limited AFSL 225408 ABN 68 092 843 902 (Generation Life) is the product issuer. The information in this brochure is provided for the use of licensed financial advisers and is not intended for any public or general distribution whatsoever. The information is general in nature and does not consider the investment objectives, financial situation or needs of any individual and is not intended for use as financial or investment advice or a recommendation. While all reasonable care has been taken in preparing the information, Generation Life makes no guarantee, warranty or representation as to its accuracy and you should not rely on it. Generation Life excludes, to the maximum extent permitted by law, any liability (including negligence) that might arise from this information or any reliance on it. Generation Life does not make any guarantee or representation as to any particular level of investment returns or income, pay back periods or age pension entitlements. Past performance is not an indication of future performance. The product's Product Disclosure Statement and Target Market Determination are available at genlife.com.au and should be considered in deciding whether to acquire, or continue to hold, the product.