

Buy-sell spreads update

































































22 April 2022

This document should be read together with the **Generation Life Investment Bonds Product Disclosure Statement dated 23 June 2021, Supplementary Product Disclosure Statements dated 5 October 2021 and 20 April 2022, and Additional Information Booklet dated 20 April 2022.**

Transaction costs for each investment option

This table provides the current buy-sell spreads for all investment options.

Investment option	Tax aware level	Sector	Transaction costs (buy-sell spreads)
AB Managed Volatility Equities Fund	 Tax Enhanced	Australian shares	0.25%/0.25%
Affirmative Global Impact Bond Fund	 Tax Enhanced	ESG – International fixed interest	0.10%/0.10%
Ardea Real Outcome Fund	 Tax Advantage	Diversified fixed interest	0.05%/0.05%
Bennelong Concentrated Australian Equities Fund	 Tax Enhanced	Australian shares	0.20%/0.20%
BlackRock High Conviction Australian Equity Fund	 Tax Optimised	Australian shares	0.275%/0.275%
Dimensional Global Bond Sustainability Trust	 Tax Enhanced	ESG – International fixed interest	0.10%/0.10%
Dimensional Global Small Company Trust	 Tax Enhanced	International shares – small companies	0.12%/0.12%
Dimensional Sustainability World Allocation 70/30 Trust	 Tax Enhanced	Diversified growth	0.10%/0.10%
Dimensional World 30/70 Portfolio	 Tax Optimised	Diversified conservative	0.08%/0.08%
Dimensional World 50/50 Portfolio	 Tax Optimised	Diversified balanced	0.08%/0.08%
Dimensional World 70/30 Portfolio	 Tax Optimised	Diversified growth	0.10%/0.10%
Dimensional World Equity Portfolio	 Tax Optimised	International shares	0.12%/0.12%
EQT Wholesale Mortgage Income Fund	 Tax Advantage	Australian fixed interest – mortgages	0.00%/0.00%
Evergreen Responsible Growth Model	 Tax Optimised	ESG – Diversified growth	0.15%/0.15%
Firetrail Absolute Return Fund	 Tax Enhanced	Alternatives	0.35%/0.35%
Generation Global Share Fund	 Tax Enhanced	ESG – International shares	0.05%/0.05%
Generation Life Tax Effective Australian Share Fund	 Tax Optimised	Australian shares	0.25%/0.25%
Generation Life Term Deposit Fund	 Tax Advantage	Cash & deposits	0.00%/0.00%
GMO Systematic Global Macro Trust	 Tax Advantage	Alternatives	0.00%/0.00%
Hyperion Global Growth Companies Fund	 Tax Enhanced	International shares	0.30%/0.30%
Investors Mutual Australian Shares Fund	 Tax Enhanced	Australian shares	0.25%/0.25%
Investors Mutual Future Leaders Fund	 Tax Enhanced	Australian shares – small & mid companies	0.25%/0.25%
iShares Hedged International Equity Index Fund	 Tax Enhanced	International shares – hedged	0.10%/0.10%
iShares S&P/ASX20 ETF Portfolio	 Tax Enhanced	Australian shares	0.08%/0.08%
iShares Wholesale Australian Bond Index Fund	 Tax Enhanced	Australian fixed interest	0.05%/0.05%
iShares Wholesale Australian Equity Index Fund	 Tax Enhanced	Australian shares	0.08%/0.08%
iShares Wholesale Australian Listed Property Index Fund	 Tax Enhanced	Australian property	0.08%/0.08%
iShares Wholesale International Equity Index Fund	 Tax Enhanced	International shares	0.08%/0.08%
Kapstream Absolute Return Income Fund	 Tax Enhanced	Diversified fixed interest	0.00%/0.07%
Macquarie Global Listed Real Estate Fund ¹	 Tax Enhanced	International property	0.25%/0.25%
Macquarie Treasury Fund	 Tax Advantage	Cash & deposits	0.00%/0.00%

Investment option	Tax aware level	Sector	Transaction costs (buy-sell spreads)
Magellan Global Fund	 Tax Optimised	International shares	0.07%/0.07%
Magellan Infrastructure Fund	 Tax Enhanced	Property – international infrastructure	0.15%/0.15%
Martin Currie Emerging Markets Fund	 Tax Enhanced	International shares – emerging markets	0.20%/0.20%
Martin Currie Equity Income Fund	 Tax Optimised	Australian shares	0.10%/0.10%
Martin Currie Real Income Fund	 Tax Enhanced	Property – diversified	0.10%/0.10%
MFS Concentrated Global Equity Trust	 Tax Enhanced	International shares	0.15%/0.15%
MLC Horizon 2 Income Portfolio	 Tax Enhanced	Diversified conservative	0.10%/0.10%
MLC Horizon 3 Conservative Growth Portfolio	 Tax Enhanced	Diversified balanced	0.10%/0.10%
MLC Horizon 4 Balanced Portfolio	 Tax Enhanced	Diversified growth	0.15%/0.15%
MLC Horizon 6 Share Portfolio	 Tax Enhanced	Diversified high growth	0.15%/0.15%
Mutual ADI/Bank Securities Fund	 Tax Advantage	Australian fixed interest	0.00%/0.00%
Pendal Enhanced Credit Fund	 Tax Enhanced	Diversified fixed interest	0.09%/0.09%
Pendal Sustainable Australian Share Fund	 Tax Enhanced	ESG – Australian shares	0.25%/0.25%
Pendal Sustainable Balanced Fund	 Tax Enhanced	ESG – Diversified growth	0.14%/0.14%
Perpetual Wholesale Australian Share Fund	 Tax Optimised	Australian shares	0.12%/0.12%
Perpetual Wholesale Balanced Growth Fund	 Tax Enhanced	Diversified growth	0.25%/0.00%
Perpetual Wholesale Conservative Growth Fund	 Tax Enhanced	Diversified conservative	0.21%/0.00%
Perpetual Wholesale Ethical SRI Fund	 Tax Enhanced	ESG – Australian shares	0.12%/0.12%
Perpetual Wholesale Geared Australian Share Fund	 Tax Enhanced	Australian shares – geared	0.30%/0.30%
Perpetual Wholesale International Share Fund	 Tax Enhanced	International shares	0.25%/0.00%
PIMCO Wholesale Australian Bond Fund	 Tax Enhanced	Australian fixed interest	0.00%/0.10%
PIMCO Wholesale Global Bond Fund	 Tax Enhanced	International fixed interest	0.00%/0.10%
Russell Investments Balanced Fund	 Tax Enhanced	Diversified growth	0.18%/0.17%
Schroder Absolute Return Income Fund	 Tax Enhanced	Diversified fixed interest	0.15%/0.15%
Schroder Real Return Fund	 Tax Enhanced	Diversified – dynamic allocation	0.20%/0.20%
Stewart Investors Worldwide Sustainability Fund	 Tax Enhanced	ESG – International shares	0.15%/0.15%
Vanguard Balanced Portfolio	 Tax Optimised	Diversified balanced	0.10%/0.10%
Vanguard Conservative Portfolio	 Tax Optimised	Diversified conservative	0.10%/0.10%
Vanguard Growth Portfolio	 Tax Optimised	Diversified growth	0.09%/0.09%
Vanguard High Growth Portfolio	 Tax Optimised	Diversified high growth	0.08%/0.08%
Walter Scott Global Equity Fund (Hedged)	 Tax Enhanced	International shares – hedged	0.17%/0.13%

¹ The investment option name will change from AMP Capital Global Property Securities Fund to Macquarie Global Listed Real Estate Fund effective 26 April 2022.

Investor services

Phone 1800 806 362
Email enquiry@genlife.com.au

Adviser services

Phone 1800 333 657
Email advisers@genlife.com.au

Generation Life Limited (Generation Life) AFSL 225408 ABN 68 092 843 902 is the product issuer. The information provided is general in nature and does not consider the investment objectives, financial situation or needs of any individual and is not intended to constitute personal financial advice. The product's Product Disclosure Statement and Target Market Determination are available at www.genlife.com.au and should be considered in deciding whether to acquire, hold or dispose of the product. Professional financial advice is recommended. Generation Life excludes, to the maximum extent permitted by law, any liability (including negligence) that might arise from this information or any reliance on it. Generation Life does not make any guarantee or representation as to any particular level of investment returns. Past performance is not an indication of future performance.