

Buy-sell spreads update


































6 July 2021




























This document should be read together with the Product Disclosure Statement dated 23 June 2021 and Additional Information Booklet dated 23 June 2021.

Transaction costs for each investment option

This table provides the current buy-sell spreads for all investment options.

| Investment option | Tax aware level | Sector | Transaction costs (buy-sell spreads) |
|---|---|---|--------------------------------------|
| Affirmative Global Bond Fund |  Tax Enhanced | International fixed interest | 0.10%/0.10% |
| AMP Capital Global Property Securities Fund |  Tax Enhanced | International property | 0.25%/0.25% |
| Ardea Real Outcome Fund |  Tax Advantage | Diversified fixed interest | 0.05%/0.05% |
| Bennelong Concentrated Australian Equities Fund |  Tax Enhanced | Australian shares | 0.25%/0.25% |
| BlackRock High Conviction Australian Equity Fund |  Tax Optimised | Australian shares | 0.275%/0.275% |
| Dimensional Global Small Company Trust |  Tax Enhanced | International shares – small companies | 0.12%/0.12% |
| Dimensional Sustainability World Allocation 70/30 Trust |  Tax Enhanced | Diversified growth | 0.10%/0.10% |
| Dimensional World 50/50 Portfolio |  Tax Optimised | Diversified balanced | 0.08%/0.08% |
| Dimensional World 70/30 Portfolio |  Tax Optimised | Diversified growth | 0.10%/0.10% |
| Dimensional World Equity Portfolio |  Tax Optimised | International shares | 0.12%/0.12% |
| EQT Wholesale Mortgage Income Fund |  Tax Advantage | Australian fixed interest – mortgages | 0.00%/0.00% |
| Evergreen Responsible Growth Model |  Tax Optimised | Diversified growth | 0.15%/0.15% |
| Firetrail Absolute Return Fund |  Tax Enhanced | Alternatives – market neutral | 0.35%/0.35% |
| Generation Life Tax Effective Australian Share Fund |  Tax Optimised | Australian shares | 0.25%/0.25% |
| Generation Life Term Deposit Fund |  Tax Advantage | Cash & deposits | 0.00%/0.00% |
| GMO Systematic Global Macro Trust |  Tax Advantage | Alternatives | 0.00%/0.00% |
| Hyperion Global Growth Companies Fund |  Tax Enhanced | International shares | 0.30%/0.30% |
| Investors Mutual Australian Shares Fund |  Tax Enhanced | Australian shares | 0.25%/0.25% |
| Investors Mutual Future Leaders Fund |  Tax Enhanced | Australian shares – small & mid companies | 0.25%/0.25% |
| iShares Hedged International Equity Index Fund |  Tax Enhanced | International shares – hedged | 0.10%/0.10% |
| iShares S&P/ASX20 ETF Portfolio |  Tax Enhanced | Australian shares | 0.08%/0.08% |
| iShares Wholesale Australian Bond Index Fund |  Tax Enhanced | Australian fixed interest | 0.05%/0.05% |
| iShares Wholesale Australian Equity Index Fund |  Tax Enhanced | Australian shares | 0.08%/0.08% |
| iShares Wholesale Australian Listed Property Index Fund |  Tax Enhanced | Australian property | 0.08%/0.08% |
| iShares Wholesale International Equity Index Fund |  Tax Enhanced | International shares | 0.08%/0.08% |
| Kapstream Absolute Return Income Fund |  Tax Enhanced | Diversified fixed interest | 0.00%/0.07% |
| Legg Mason Martin Currie Emerging Markets Fund |  Tax Enhanced | International shares – emerging markets | 0.25%/0.25% |
| Legg Mason Martin Currie Equity Income Fund |  Tax Optimised | Australian shares | 0.25%/0.25% |
| Legg Mason Martin Currie Real Income Fund |  Tax Enhanced | Australian property | 0.25%/0.25% |
| Macquarie Treasury Fund |  Tax Advantage | Cash & deposits | 0.00%/0.00% |
| Magellan Global Fund |  Tax Optimised | International shares | 0.07%/0.07% |
| Magellan Infrastructure Fund |  Tax Enhanced | International property | 0.15%/0.15% |
| MFS Concentrated Global Equity Trust |  Tax Enhanced | International shares | 0.15%/0.15% |

| Investment option | Tax aware level | Sector | Transaction costs (buy-sell spreads) |
|--|---|-------------------------------|--------------------------------------|
| MLC Horizon 2 Income Portfolio |  Tax Enhanced | Diversified conservative | 0.10%/0.10% |
| MLC Horizon 3 Conservative Growth Portfolio |  Tax Enhanced | Diversified balanced | 0.10%/0.10% |
| MLC Horizon 4 Balanced Portfolio |  Tax Enhanced | Diversified growth | 0.15%/0.15% |
| MLC Horizon 6 Share Portfolio |  Tax Enhanced | Diversified high growth | 0.15%/0.15% |
| Mutual ADI/Bank Securities Fund |  Tax Advantage | Australian fixed interest | 0.00%/0.00% |
| Pendal Enhanced Credit Fund |  Tax Enhanced | Diversified fixed interest | 0.09%/0.09% |
| Pendal Sustainable Australian Share Fund |  Tax Enhanced | Australian shares | 0.25%/0.25% |
| Pendal Sustainable Balanced Fund |  Tax Enhanced | Diversified growth | 0.14%/0.14% |
| Perpetual Wholesale Australian Share Fund |  Tax Optimised | Australian shares | 0.15%/0.15% |
| Perpetual Wholesale Balanced Growth Fund |  Tax Enhanced | Diversified growth | 0.30%/0.00% |
| Perpetual Wholesale Conservative Growth Fund |  Tax Enhanced | Diversified conservative | 0.24%/0.00% |
| Perpetual Wholesale Ethical SRI Fund |  Tax Enhanced | Australian shares | 0.15%/0.15% |
| Perpetual Wholesale Geared Australian Share Fund |  Tax Enhanced | Australian shares – geared | 0.375%/0.375% |
| Perpetual Wholesale International Share Fund |  Tax Enhanced | International shares | 0.30%/0.00% |
| PIMCO Wholesale Australian Bond Fund |  Tax Enhanced | Australian fixed interest | 0.00%/0.10% |
| PIMCO Wholesale Global Bond Fund |  Tax Enhanced | International fixed interest | 0.00%/0.10% |
| Russell Investments Balanced Fund |  Tax Enhanced | Diversified growth | 0.18%/0.17% |
| Schroder Absolute Return Income Fund |  Tax Enhanced | Diversified fixed interest | 0.20%/0.20% |
| Schroder Real Return Fund |  Tax Enhanced | Diversified growth | 0.20%/0.20% |
| Stewart Investors Worldwide Sustainability Fund |  Tax Enhanced | International shares | 0.15%/0.15% |
| Vanguard Balanced Portfolio |  Tax Optimised | Diversified balanced | 0.10%/0.10% |
| Vanguard Conservative Portfolio |  Tax Optimised | Diversified conservative | 0.10%/0.10% |
| Vanguard Growth Portfolio |  Tax Optimised | Diversified growth | 0.09%/0.09% |
| Vanguard High Growth Portfolio |  Tax Optimised | Diversified high growth | 0.08%/0.08% |
| Walter Scott Global Equity Fund (Hedged) |  Tax Enhanced | International shares – hedged | 0.17%/0.13% |

Investor services

Phone 1800 806 362
Email enquiry@genlife.com.au

Adviser services

Phone 1800 333 657
Email advisers@genlife.com.au

Generation Life Limited (Generation Life) ABN 68 092 843 902 AFSL 225408 is the issuer of investment bonds (including LifeBuilder, ChildBuilder and FuneralBond). This information is general information only and does not take into account any particular person's objectives, financial situation or needs. Neither Generation Life nor the underlying investment managers make any guarantee, warranty, or representation as to the accuracy of the general information provided, and you should not rely on it. No responsibility for any errors or omissions or any negligence is accepted by Generation Life or the underlying investment managers. The latest Product Disclosure Statement should be considered in deciding whether to acquire or continue to hold an investment bond.