

































Fees and costs update


















27 October 2020

This document should be read together with the Product Disclosure Statement dated 20 May 2019 and Product Update dated 27 October 2020.

Management costs for each investment option

This table provides the current management costs for all investment options (excluding any administration fee discounts that may apply for investment amounts greater than \$50,000). Please refer to the Product Disclosure Statement for further details on fee discounts available on larger balances.

Investment option	Tax aware level	Sector	Investment management fees and costs (p.a.) ¹	Maximum administration fee (p.a.)	Total estimated management costs (p.a.)
AMP Capital Global Property Securities Fund	 Enhanced	Property	0.98%	0.60%	1.58%
Bennelong Concentrated Australian Equities Fund ²	 Enhanced	Australian shares	0.90%	0.60%	1.50%
BlackRock Concentrated Industrial Share Fund ²	 Optimised	Australian shares	0.85%	0.60%	1.45%
Dimensional Global Small Company Trust	 Enhanced	International shares	0.65%	0.60%	1.25%
Dimensional World Allocation 50/50 Trust	 Enhanced	Diversified	0.397%	0.40%	0.797%
Dimensional World Allocation 70/30 Trust	 Enhanced	Diversified	0.408%	0.40%	0.808%
Ellerston Australian Market Neutral Fund ³	 Enhanced	Alternative	1.40%	0.60%	2.00%
EQT Wholesale Mortgage Income Fund	 Advantage	Australian fixed interest	0.806%	0.60%	1.406%
Generation Life Tax Effective Australian Share Fund	 Optimised	Australian shares	0.65%	0.50%	1.15%
Generation Life Term Deposit Fund	 Advantage	Cash	0.09%	0.46%	0.55%
Investors Mutual Australian Shares Fund	 Enhanced	Australian shares	0.993%	0.60%	1.593%
Investors Mutual Future Leaders Fund ²	 Enhanced	Australian shares	0.993%	0.60%	1.593%
iShares Hedged International Equity Index Fund	 Enhanced	International shares	0.10%	0.60%	0.70%
iShares Wholesale Australian Bond Index Fund	 Enhanced	Australian fixed interest	0.10%	0.60%	0.70%
iShares Wholesale Australian Equity Index Fund	 Enhanced	Australian shares	0.10%	0.60%	0.70%
iShares Wholesale Australian Listed Property Index Fund	 Enhanced	Property	0.10%	0.60%	0.70%
iShares Wholesale International Equity Index Fund	 Enhanced	International shares	0.10%	0.60%	0.70%
Kapstream Absolute Return Income Fund	 Enhanced	Australian fixed interest	0.55%	0.60%	1.15%
Legg Mason Martin Currie Emerging Markets Fund	 Enhanced	International shares	1.00%	0.60%	1.60%
Legg Mason Martin Currie Equity Income Fund	 Optimised	Australian shares	0.85%	0.60%	1.45%
Legg Mason Martin Currie Real Income Fund	 Enhanced	Property	0.85%	0.60%	1.45%
Macquarie Treasury Fund ³	 Advantage	Cash		0.45%	0.45%
Magellan Global Fund ²	 Optimised	International shares	1.38%	0.60%	1.98%
Magellan Infrastructure Fund ²	 Enhanced	Property	1.07%	0.60%	1.67%
MFS Concentrated Global Equity Trust	 Enhanced	International shares	0.90%	0.60%	1.50%
MLC Horizon 2 Income Portfolio	 Enhanced	Diversified	0.81%	0.60%	1.41%
MLC Horizon 3 Conservative Portfolio	 Enhanced	Diversified	0.87%	0.60%	1.47%
MLC Horizon 4 Balanced Portfolio	 Enhanced	Diversified	0.92%	0.60%	1.52%
MLC Horizon 6 Share Portfolio	 Enhanced	Diversified	1.01%	0.60%	1.61%
Mutual 50 Leaders Australian Shares Fund	 Enhanced	Australian shares	0.85%	0.60%	1.45%
Mutual ADI/Bank Securities Fund	 Advantage	Cash	0.38%	0.33%	0.71%
Pendal Enhanced Credit Fund	 Enhanced	Australian fixed interest	0.45%	0.60%	1.05%

Investment option	Tax aware level	Sector	Investment management fees and costs (p.a.) ¹	Maximum administration fee (p.a.)	Total estimated management costs (p.a.)
Pendal Sustainable Australian Share Fund	 Enhanced	Australian shares	0.85%	0.60%	1.45%
Pendal Sustainable Balanced Fund	 Enhanced	Diversified	0.89%	0.60%	1.49%
Perpetual Wholesale Australian Share Fund	 Optimised	Australian shares	0.99%	0.60%	1.59%
Perpetual Wholesale Balanced Growth Fund	 Enhanced	Diversified	1.08%	0.60%	1.68%
Perpetual Wholesale Conservative Growth Fund	 Enhanced	Diversified	0.94%	0.60%	1.54%
Perpetual Wholesale Ethical SRI Fund	 Enhanced	Australian shares	1.175%	0.60%	1.775%
Perpetual Wholesale Geared Australian Share Fund ²	 Enhanced	Australian shares	1.17%	0.60%	1.77%
Perpetual Wholesale International Share Fund	 Enhanced	International shares	1.01%	0.60%	1.61%
PIMCO Wholesale Australian Bond Fund	 Enhanced	Australian fixed interest	0.54%	0.60%	1.14%
PIMCO Wholesale Global Bond Fund	 Enhanced	International fixed interest	0.75%	0.60%	1.35%
Russell Investments Balanced Fund	 Enhanced	Diversified	0.88%	0.60%	1.48%
Schroder Absolute Return Income Fund	 Enhanced	Australian fixed interest	0.38%	0.60%	0.98%
Schroder Real Return CPI Plus 5% Fund	 Enhanced	Diversified	0.60%	0.60%	1.20%
Vanguard Balanced Portfolio	 Optimised	Diversified	0.29%	0.40%	0.69%
Vanguard Conservative Portfolio	 Optimised	Diversified	0.29%	0.40%	0.69%
Vanguard Growth Portfolio	 Optimised	Diversified	0.29%	0.40%	0.69%
Vanguard High Growth Portfolio	 Optimised	Diversified	0.29%	0.40%	0.69%

¹ Investment management costs include investment manager's fees, estimated investment expense recoveries and other indirect investment costs as a percentage of the total average assets of the investment option based on latest information available, but excludes indirect transaction and operational costs (refer to the PDS for further information).

² The investment fees and costs exclude any investment performance based fee that may be charged or incurred by the investment manager.

³ Fee is inclusive of the management fee, other management costs and the administration fee.

Performance fees

The following is a list of performance fees that have been incurred for those investment options where a performance fee may be incurred or payable.

Investment option	Performance fee costs (p.a.) ⁴
Bennelong Concentrated Australian Equities Fund	0.00%
BlackRock Concentrated Industrial Share Fund	0.00%
Ellerston Australian Market Neutral Fund	0.20%
Investors Mutual Future Leaders Fund	0.00%
Magellan Global Fund	0.03%
Magellan Infrastructure Fund	0.01%
Perpetual Wholesale Geared Australian Share Fund	0.00%

⁴ Performance fee costs are based on actual costs incurred for the year ended 30 June 2020.

Investor services

Phone 1800 806 362
Email enquiry@genlife.com.au

Adviser services

Phone 1800 333 657
Email advisers@genlife.com.au

Generation Life Limited (Generation Life) ABN 68 092 843 902 AFSL 225408 is the issuer of investment bonds (including LifeBuilder, ChildBuilder and FuneralBond). This information is general information only and does not take into account any particular person's objectives, financial situation or needs. Neither Generation Life nor the underlying investment managers make any guarantee, warranty, or representation as to the accuracy of the general information provided, and you should not rely on it. No responsibility for any errors or omissions or any negligence is accepted by Generation Life or the underlying investment managers. The latest Product Disclosure Statement should be considered in deciding whether to acquire or continue to hold an investment bond.